

PAGE 1/2

ISSUE 12-09-22

SERIE : SPDT

PART NUMBER : R570D63100

RF CHARACTERISTICS

Frequency range : 0 - 18 GHz
Impedance : 50 Ohms

Frequency (GHz)	DC - 6	6 - 12.4	12.4 - 18
VSWR max	1.30	1.50	1.60
Insertion loss max	0.30 dB	0.50 dB	0.70 dB
Isolation min	70 dB	60 dB	60 dB
Average power (*)	285 W	200 W	165 W

ELECTRICAL CHARACTERISTICS

Actuator : LATCHING
Nominal current ** : 125 mA
Actuator voltage (Vcc) : 28V (24 to 30V)
Terminals : solder pins (250°C max. / 30 sec.)
Indicator rating : 1 W / 30 V / 100 mA
Self cut-off time : 40 ms < CT < 120 ms
TTL inputs (E) - High level : 2.2 to 5.5 V / 800µA at 5.5 V
- Low level : 0 to 0.8 V / 20µA at 0.8 V

MECHANICAL CHARACTERISTICS

Connectors : TNC female per MIL-C 39012
Life : 2.5 million cycles
Switching Time*** : < 15 ms
Construction : Splashproof
Weight : < 185 g

ENVIRONMENTAL CHARACTERISTICS

Operating temperature range : -40°C to +85°C
Storage temperature range : -55°C to +85°C

(* Average power at 25°C per RF Path)
(** At 25° C ±10%)
(*** Nominal voltage ; 25° C)



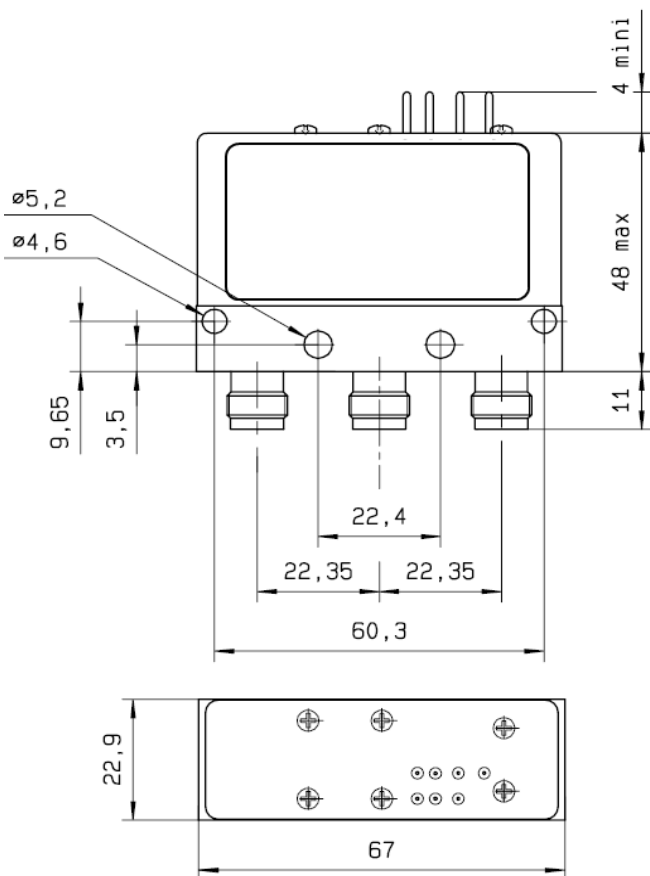
PAGE 2/2

ISSUE 12-09-22

SERIE : SPDT

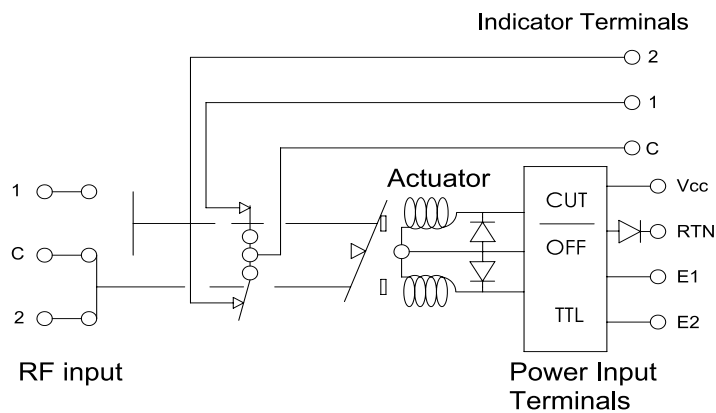
PART NUMBER : R570D63100

DRAWING

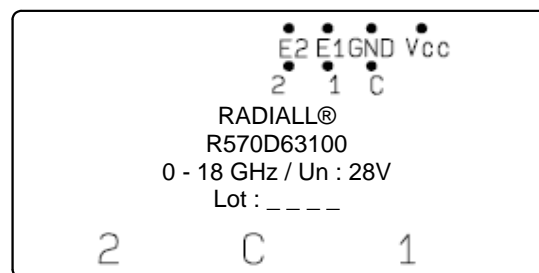


General tolerances : $\pm 0,5$ mm [0,02 in]

SCHEMATIC DIAGRAM



LABEL



TTL input	RF Continuity	Ind.
E1=1 / E2=0	C ↔ 1	C.1
E1=0 / E2=1	C ↔ 2	C.2
E1=0 / E2=0	Memory	-
E1=1 / E2=1	Forbidden	-