

PAGE 1/2

ISSUE 12-09-22

SERIE : SPDT

PART NUMBER : R570D22000

RF CHARACTERISTICS

Frequency range : 0 - 18 GHz
Impedance : 50 Ohms

Frequency (GHz)	DC - 6	6 - 12.4	12.4 - 18
VSWR max	1.30	1.50	1.60
Insertion loss max	0.30 dB	0.50 dB	0.70 dB
Isolation min	70 dB	60 dB	60 dB
Average power (*)	285 W	200 W	165 W

ELECTRICAL CHARACTERISTICS

Actuator : FAILSAFE
Nominal current ** : 320 mA
Actuator voltage (Vcc) : 12V (10.2 to 13V)
Terminals : solder pins (250°C max. / 30 sec.)
Indicator rating : 1 W / 30 V / 100 mA

MECHANICAL CHARACTERISTICS

Connectors : TNC female per MIL-C 39012
Life : 2.5 million cycles
Switching Time*** : < 15 ms
Construction : Splashproof
Weight : < 185 g

ENVIRONMENTAL CHARACTERISTICS

Operating temperature range : -40°C to +85°C
Storage temperature range : -55°C to +85°C

(* Average power at 25°C per RF Path)

(** At 25° C ±10%)

(*** Nominal voltage ; 25° C)



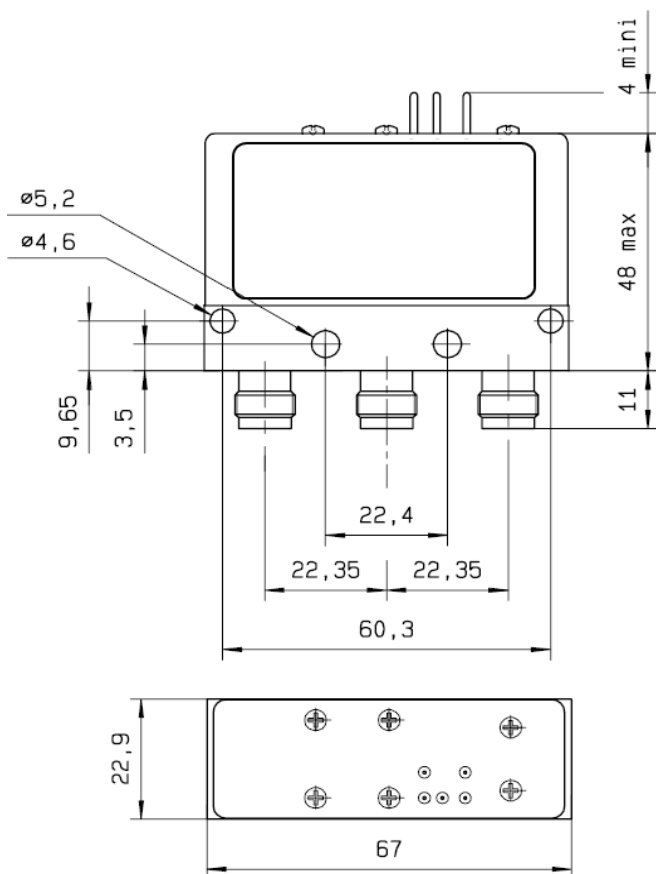
PAGE 2/2

ISSUE 12-09-22

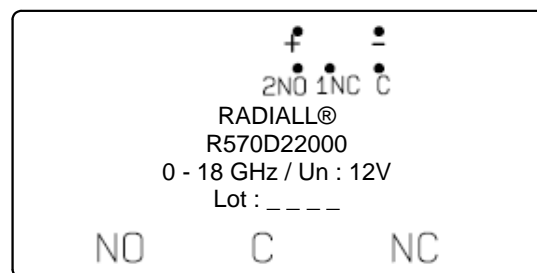
SERIE : SPDT

PART NUMBER : R570D22000

DRAWING

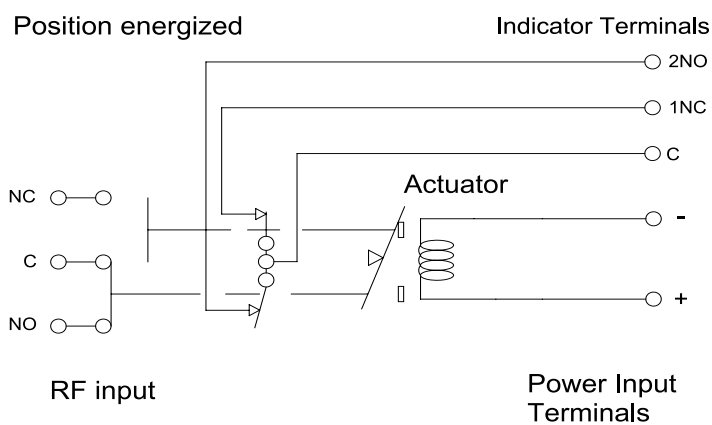


LABEL



General tolerances : $\pm 0,5$ mm [0,02 in]

SCHEMATIC DIAGRAM



Voltage	RF Continuity	Ind.
De-energized	C \leftrightarrow NC	C.1NC
energized	C \leftrightarrow NO	C.2NO