

PAGE 1/2

ISSUE 22-03-22

SERIE : SPDT

PART NUMBER : R570D13000

## RF CHARACTERISTICS

Frequency range : 0 - 18 GHz  
Impedance : 50 Ohms

Frequency (GHz)	DC - 6	6 - 12.4	12.4 - 18
VSWR max	1.30	1.50	1.60
Insertion loss max	0.30 dB	0.50 dB	0.70 dB
Isolation min	70 dB	60 dB	60 dB
Average power (*)	285 W	200 W	165 W

## ELECTRICAL CHARACTERISTICS

Actuator : FAILSAFE  
Nominal current \*\* : 140 mA  
Actuator voltage (Vcc) : 28V (24 to 30V)  
Terminals : solder pins (250°C max. / 30 sec.)

## MECHANICAL CHARACTERISTICS

Connectors : TNC female per MIL-C 39012  
Life : 2.5 million cycles  
Switching Time\*\*\* : < 15 ms  
Construction : Splashproof  
Weight : < 185 g

## ENVIRONMENTAL CHARACTERISTICS

Operating temperature range : -40°C to +85°C  
Storage temperature range : -55°C to +85°C

(\* Average power at 25°C per RF Path)

(\*\* At 25° C ±10%)

(\*\*\* Nominal voltage ; 25° C)



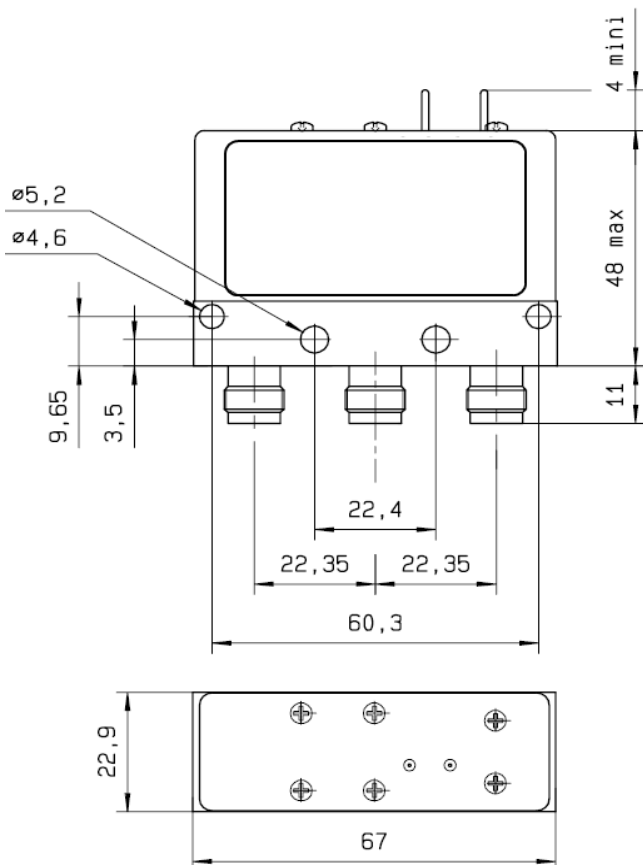
PAGE **2/2**

ISSUE **22-03-22**

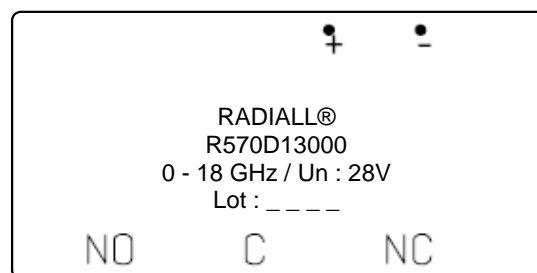
SERIE : **SPDT**

PART NUMBER : **R570D13000**

DRAWING



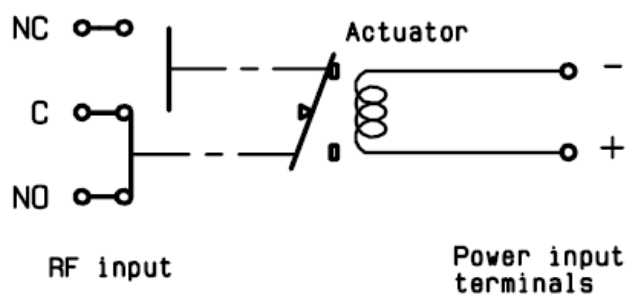
**LABEL**



General tolerances :  $\pm 0,5$  mm [0,02 in]

SCHEMATIC DIAGRAM

**Position Energized :**



Voltage	RF Continuity
De-energized	C ↔ NC
energized	C ↔ NO