

PAGE 1/2

ISSUE 22-03-22

SERIE : SPDT

PART NUMBER : R570A42010

RF CHARACTERISTICS

Frequency range : 0 - 3 GHz
Impedance : 50 Ohms

| Frequency (GHz) | DC - 3 |
|--------------------|---------|
| VSWR max | 1.20 |
| Insertion loss max | 0.20 dB |
| Isolation min | 80 dB |
| Average power (*) | 120 W |

ELECTRICAL CHARACTERISTICS

Actuator : LATCHING
Nominal current ** : 210 mA
Actuator voltage (Vcc) : 12V (10.2 to 13V) / POSITIVE COMMON
Terminals : solder pins (250°C max. / 30 sec.)
Indicator rating : 1 W / 30 V / 100 mA

MECHANICAL CHARACTERISTICS

Connectors : Solder pins Ø0.51mm (250°max/30sec)
Life : 5 million cycles
Switching Time*** : < 10 ms
Construction : Splashproof
Weight : < 45 g

ENVIRONMENTAL CHARACTERISTICS

Operating temperature range : -40°C to +85°C
Storage temperature range : -55°C to +85°C

(* Average power at 25°C per RF Path)

(** At 25° C ±10%)

(*** Nominal voltage ; 25° C)



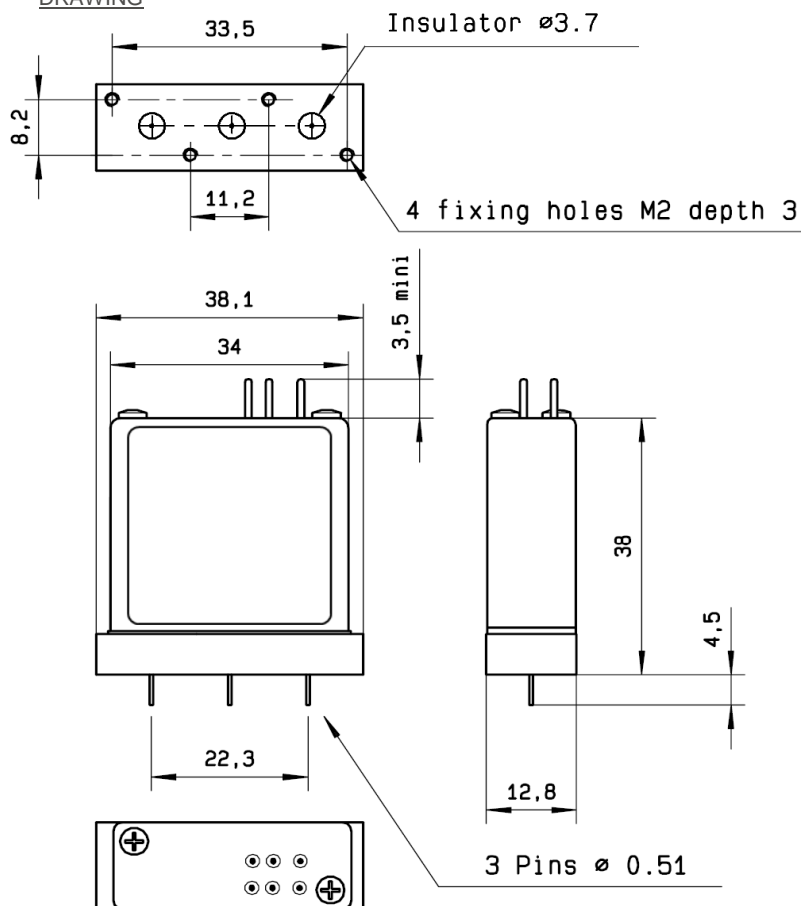
PAGE 2/2

ISSUE 22-03-22

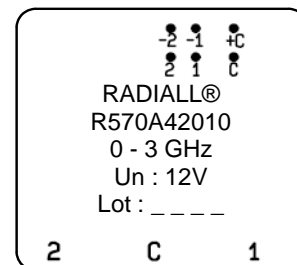
SERIE : SPDT

PART NUMBER : R570A42010

DRAWING

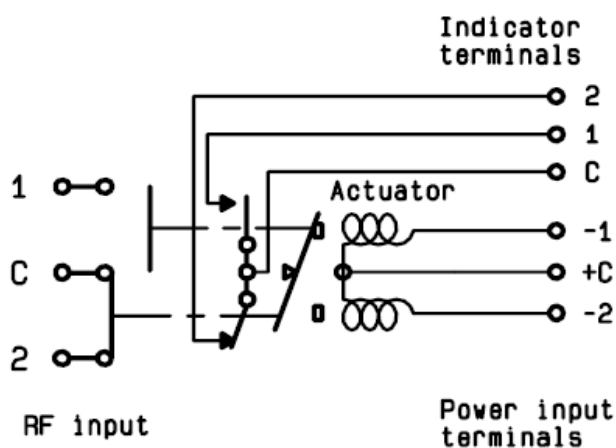


LABEL



General tolerances : $\pm 0,5$ mm [0,02 in]

SCHEMATIC DIAGRAM



| Voltage | RF Continuity | Ind. |
|---------|-----------------------|------|
| +C -1 | C \leftrightarrow 1 | C.1 |
| +C -2 | C \leftrightarrow 2 | C.2 |