

PAGE 1/2

ISSUE 22-03-22

SERIE : SPDT

PART NUMBER : R570932040

#### RF CHARACTERISTICS

Frequency range : 0 - 2.5 GHz  
Impedance : 75 Ohms

Frequency (GHz)	DC - 1	1 - 2.5
VSWR max	1.20	1.30
Insertion loss max	0.20 dB	0.30 dB
Isolation min	80 dB	70 dB
Average power (*)	400 W	240 W

#### ELECTRICAL CHARACTERISTICS

Actuator : LATCHING  
Nominal current \*\* : 210 mA  
Actuator voltage (Vcc) : 12V (10.2 to 13V) / POSITIVE COMMON  
Terminals : solder pins (250°C max. / 30 sec.)

#### MECHANICAL CHARACTERISTICS

Connectors : 1.6/5.6 female per IEC 169-13  
Life : 5 million cycles  
Switching Time\*\*\* : < 10 ms  
Construction : Splashproof  
Weight : < 45 g

#### ENVIRONMENTAL CHARACTERISTICS

Operating temperature range : -25°C to +70°C  
Storage temperature range : -40°C to +85°C

(\* Average power at 25°C per RF Path)

(\*\* At 25° C ±10%)

(\*\*\* Nominal voltage ; 25° C)



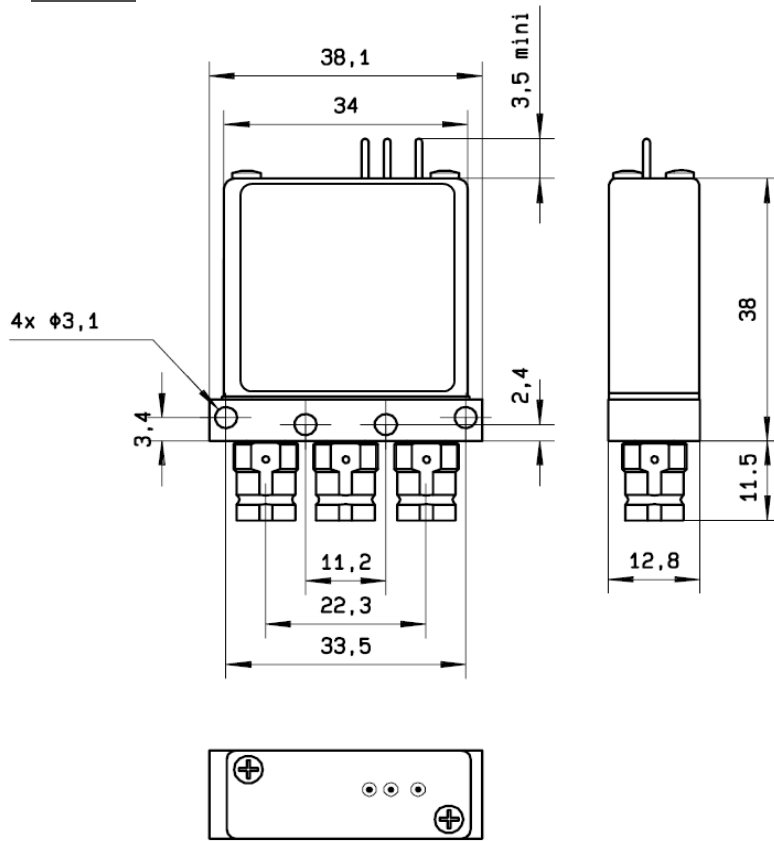
PAGE 2/2

ISSUE 22-03-22

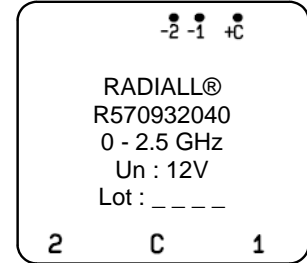
SERIE : SPDT

PART NUMBER : R570932040

DRAWING

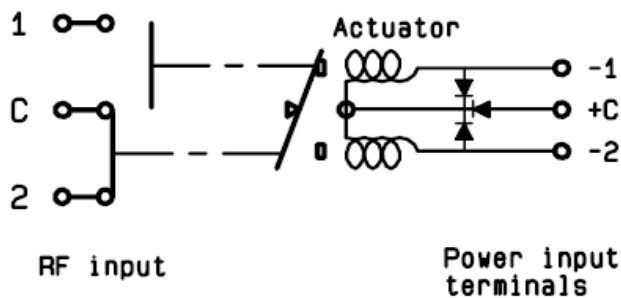


**LABEL**



General tolerances :  $\pm 0,5$  mm [0,02 in]

SCHEMATIC DIAGRAM



Voltage	RF Continuity
+C -1	C $\leftrightarrow$ 1
+C -2	C $\leftrightarrow$ 2