

PAGE 1/2

ISSUE 22-03-22

SERIE : SPDT

PART NUMBER : R570812030

## RF CHARACTERISTICS

Frequency range : 0 - 40 GHz  
Impedance : 50 Ohms

| Frequency (GHz)    | DC - 6  | 6 - 12.4 | 12.4 - 18 | 18 - 26.5 | 26.5 - 40 |
|--------------------|---------|----------|-----------|-----------|-----------|
| VSWR max           | 1.30    | 1.40     | 1.50      | 1.70      | 1.90      |
| Insertion loss max | 0.30 dB | 0.40 dB  | 0.50 dB   | 0.70 dB   | 0.80 dB   |
| Isolation min      | 70 dB   | 60 dB    | 60 dB     | 55 dB     | 50 dB     |
| Average power (*)  | 80 W    | 60 W     | 50 W      | 20 W      | 10 W      |

## ELECTRICAL CHARACTERISTICS

Actuator : FAILSAFE  
Nominal current \*\* : 250 mA  
Actuator voltage (Vcc) : 12V (10.2 to 13V)  
Terminals : solder pins (250°C max. / 30 sec.)

## MECHANICAL CHARACTERISTICS

Connectors : SMA 2.9 female per MIL-C 39012  
Life : 10 million cycles  
Switching Time\*\*\* : < 10 ms  
Construction : Splashproof  
Weight : < 45 g

## ENVIRONMENTAL CHARACTERISTICS

Operating temperature range : -40°C to +85°C  
Storage temperature range : -55°C to +85°C

(\* Average power at 25°C per RF Path)  
(\*\* At 25° C ±10%)  
(\*\*\* Nominal voltage ; 25° C)



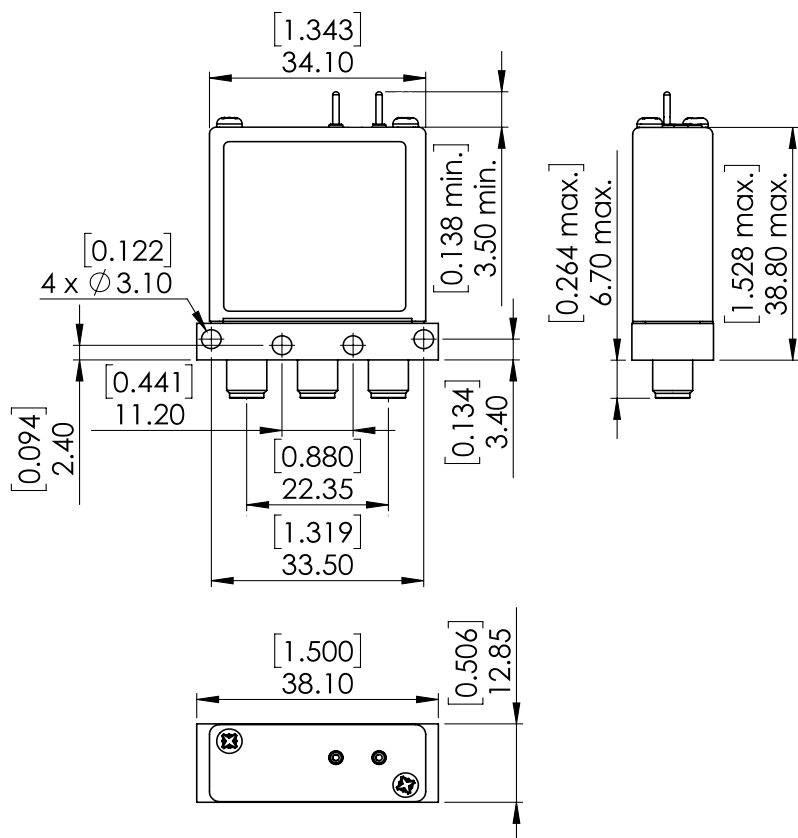
PAGE 2/2

ISSUE 22-03-22

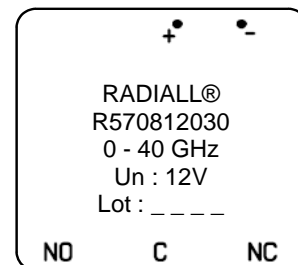
SERIE : SPDT

PART NUMBER : R570812030

DRAWING



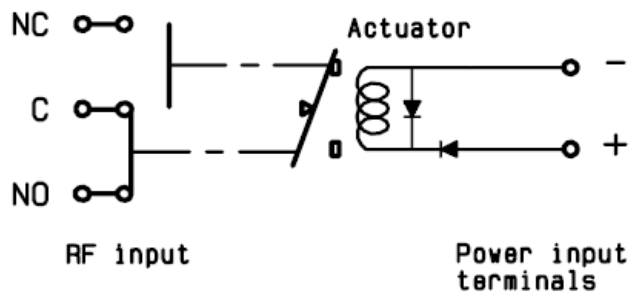
**LABEL**



General tolerances :  $\pm 0,5$  mm [0,02 in]

SCHEMATIC DIAGRAM

**Position Energized :**



| Voltage      | RF Continuity |
|--------------|---------------|
| De-energized | C ↔ NC        |
| energized    | C ↔ NO        |