

PAGE 1/2

ISSUE 22-03-22

SERIE : SPDT

PART NUMBER : R570653100

## RF CHARACTERISTICS

Frequency range : 0 - 12.4 GHz

Impedance : 50 Ohms

Frequency (GHz)	DC - 1	1 - 2	2 - 3	3 - 8	8 - 12.4
VSWR max	1.15	1.20	1.25	1.35	1.50
Insertion loss max	0.15 dB	0.20 dB	0.25 dB	0.35 dB	0.50 dB
Isolation min	85 dB	80 dB	75 dB	70 dB	60 dB
Average power (*)	700 W	500 W	400 W	250 W	200 W

## ELECTRICAL CHARACTERISTICS

Actuator : LATCHING

Nominal current \*\* : 125 mA

Actuator voltage (Vcc) : 28V (24 to 30V)

Terminals : solder pins (250°C max. / 30 sec.)

Self cut-off time : 40 ms &lt; CT &lt; 120 ms

TTL inputs (E) - High level : 2.2 to 5.5 V / 800µA at 5.5 V

- Low level : 0 to 0.8 V / 20µA at 0.8 V

## MECHANICAL CHARACTERISTICS

Connectors : TNC female per MIL-C 39012

Life : 2.5 million cycles

Switching Time\*\*\* : &lt; 15 ms

Construction : Splashproof

Weight : &lt; 185 g

## ENVIRONMENTAL CHARACTERISTICS

Operating temperature range : -40°C to +85°C

Storage temperature range : -55°C to +85°C

(\*) Average power at 25°C per RF Path)

(\*\*) At 25° C ±10%)

(\*\*\*) Nominal voltage ; 25° C)



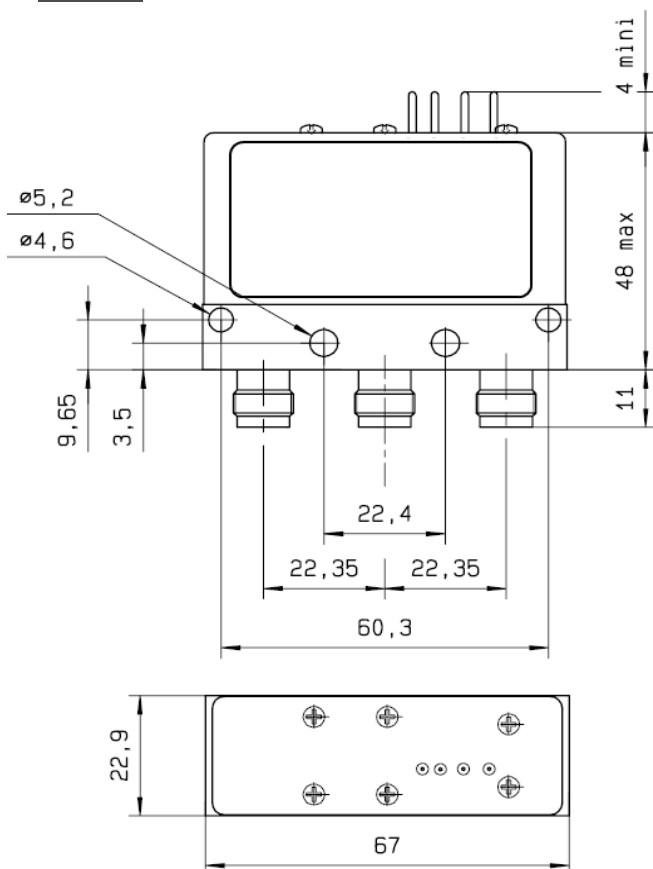
PAGE 2/2

ISSUE 22-03-22

SERIE : SPDT

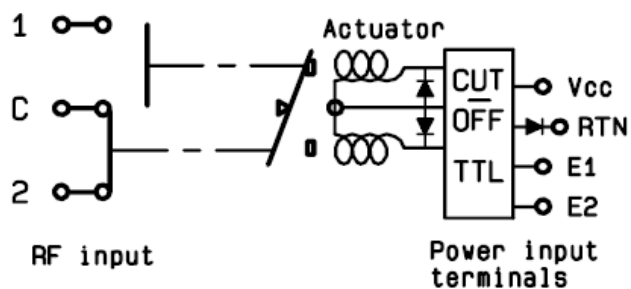
PART NUMBER : R570653100

DRAWING

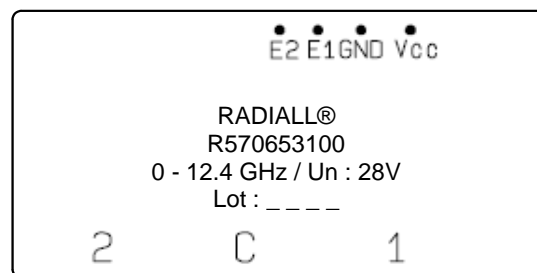


General tolerances :  $\pm 0,5$  mm [0,02 in]

SCHEMATIC DIAGRAM



**LABEL**



TTL input	RF Continuity
E1=1 / E2=0	C ↔ 1
E1=0 / E2=1	C ↔ 2
E1=0 / E2=0	Memory
E1=1 / E2=1	Forbidden