

PAGE 1/2

ISSUE 22-03-22

SERIE : SPDT

PART NUMBER : R570643100

RF CHARACTERISTICS

Frequency range : 0 - 12.4 GHz
Impedance : 50 Ohms

Frequency (GHz)	DC - 1	1 - 2	2 - 3	3 - 8	8 - 12.4
VSWR max	1.15	1.20	1.25	1.35	1.50
Insertion loss max	0.15 dB	0.20 dB	0.25 dB	0.35 dB	0.50 dB
Isolation min	85 dB	80 dB	75 dB	70 dB	60 dB
Average power (*)	700 W	500 W	400 W	250 W	200 W

ELECTRICAL CHARACTERISTICS

Actuator : LATCHING
Nominal current ** : 125 mA
Actuator voltage (Vcc) : 28V (24 to 30V)
Terminals : solder pins (250°C max. / 30 sec.)
Indicator rating : 1 W / 30 V / 100 mA
TTL inputs (E) - High level : 2.2 to 5.5 V / 800µA at 5.5 V
- Low level : 0 to 0.8 V / 20µA at 0.8 V

MECHANICAL CHARACTERISTICS

Connectors : TNC female per MIL-C 39012
Life : 2.5 million cycles
Switching Time*** : < 15 ms
Construction : Splashproof
Weight : < 185 g

ENVIRONMENTAL CHARACTERISTICS

Operating temperature range : -40°C to +85°C
Storage temperature range : -55°C to +85°C

(*) Average power at 25°C per RF Path)

(** At 25° C ±10%)

(***) Nominal voltage ; 25° C)



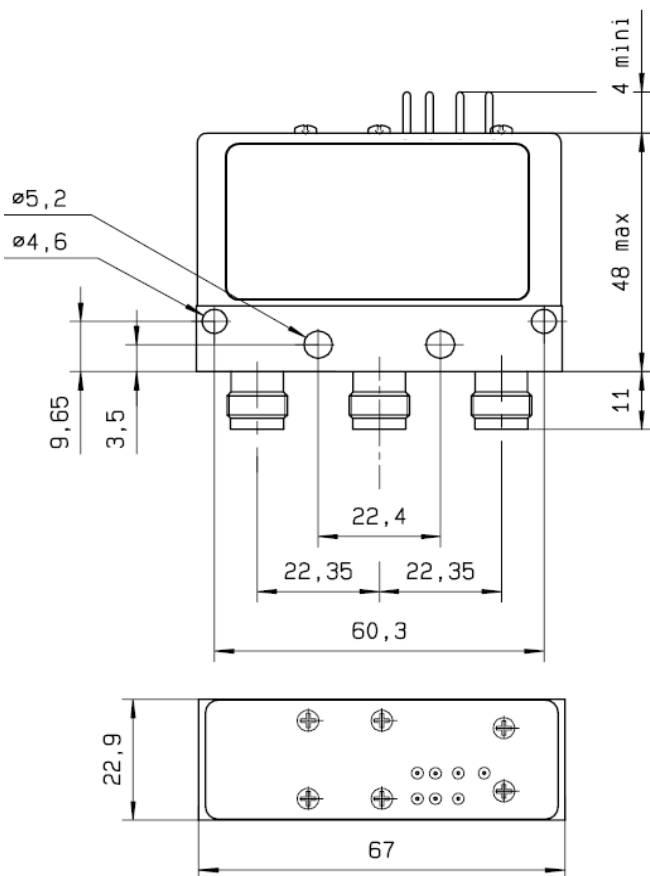
PAGE **2/2**

ISSUE **22-03-22**

SERIE : **SPDT**

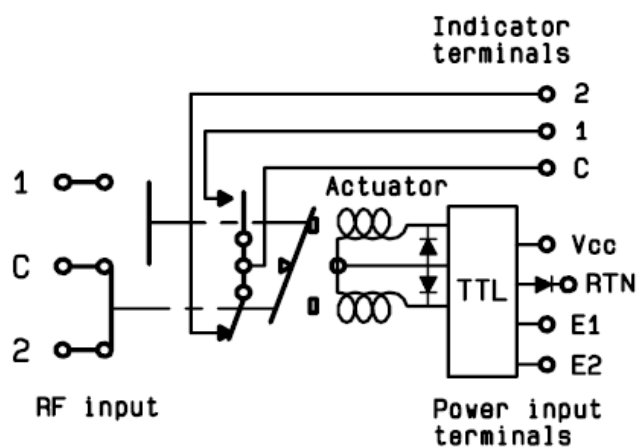
PART NUMBER : **R570643100**

DRAWING

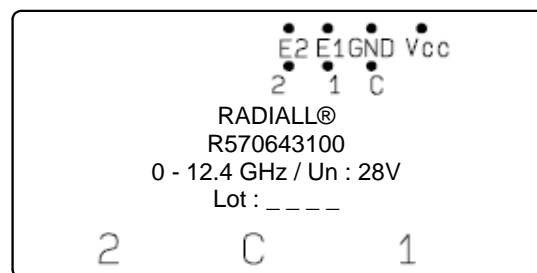


General tolerances : $\pm 0,5$ mm [0,02 in]

SCHEMATIC DIAGRAM



LABEL



TTL input	RF Continuity	Ind.
E1=1 / E2=0	C ↔ 1	C.1
E1=0 / E2=1	C ↔ 2	C.2
E1=0 / E2=0	Memory	-
E1=1 / E2=1	Forbidden	-