

PAGE 1/2

ISSUE 22-03-22

SERIE : SPDT

PART NUMBER : R570533100

RF CHARACTERISTICS

Frequency range : 0 - 3 GHz
Impedance : 50 Ohms

Frequency (GHz)	DC - 1	1 - 2	2 - 3
VSWR max	1.15	1.20	1.25
Insertion loss max	0.15 dB	0.20 dB	0.25 dB
Isolation min	85 dB	80 dB	75 dB
Average power (*)	700 W	500 W	400 W

ELECTRICAL CHARACTERISTICS

Actuator : LATCHING
Nominal current ** : 125 mA
Actuator voltage (Vcc) : 28V (24 to 30V)
Terminals : solder pins (250°C max. / 30 sec.)
TTL inputs (E) - High level : 2.2 to 5.5 V / 800µA at 5.5 V
- Low level : 0 to 0.8 V / 20µA at 0.8 V

MECHANICAL CHARACTERISTICS

Connectors : TNC female per MIL-C 39012
Life : 2.5 million cycles
Switching Time*** : < 15 ms
Construction : Splashproof
Weight : < 185 g

ENVIRONMENTAL CHARACTERISTICS

Operating temperature range : -40°C to +85°C
Storage temperature range : -55°C to +85°C

(* Average power at 25°C per RF Path)

(** At 25° C ±10%)

(*** Nominal voltage ; 25° C)



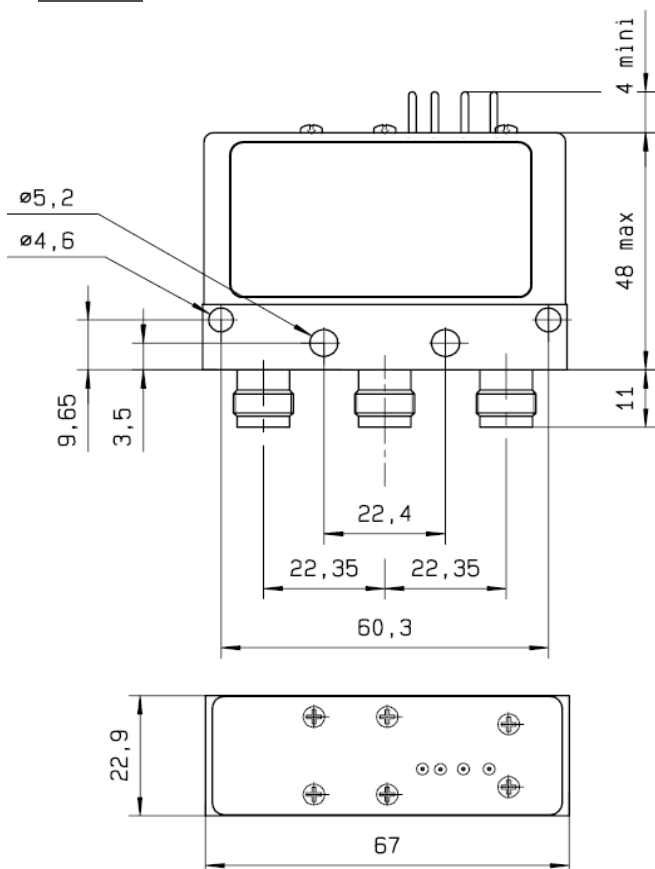
PAGE **2/2**

ISSUE **22-03-22**

SERIE : **SPDT**

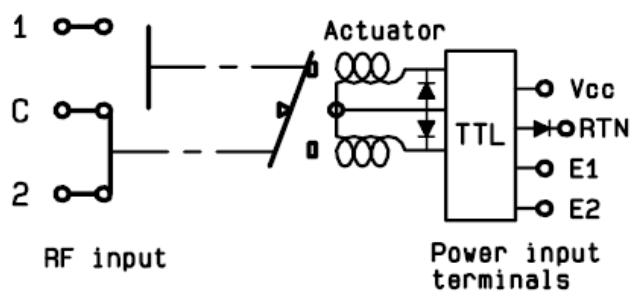
PART NUMBER : **R570533100**

DRAWING

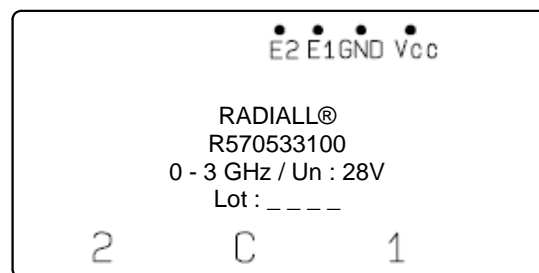


General tolerances : $\pm 0,5$ mm [0,02 in]

SCHEMATIC DIAGRAM



LABEL



TTL input	RF Continuity
E1=1 / E2=0	C ↔ 1
E1=0 / E2=1	C ↔ 2
E1=0 / E2=0	Memory
E1=1 / E2=1	Forbidden