

PAGE 1/2

ISSUE 22-03-22

SERIE : SPDT

PART NUMBER : R570533040

#### RF CHARACTERISTICS

Frequency range : 0 - 3 GHz  
Impedance : 50 Ohms

| Frequency (GHz)    | DC - 1  | 1 - 2   | 2 - 3   |
|--------------------|---------|---------|---------|
| VSWR max           | 1.15    | 1.20    | 1.25    |
| Insertion loss max | 0.15 dB | 0.20 dB | 0.25 dB |
| Isolation min      | 85 dB   | 80 dB   | 75 dB   |
| Average power (*)  | 700 W   | 500 W   | 400 W   |

#### ELECTRICAL CHARACTERISTICS

Actuator : LATCHING  
Nominal current \*\* : 125 mA  
Actuator voltage (Vcc) : 28V (24 to 30V) / POSITIVE COMMON  
Terminals : solder pins (250°C max. / 30 sec.)

#### MECHANICAL CHARACTERISTICS

Connectors : TNC female per MIL-C 39012  
Life : 2.5 million cycles  
Switching Time\*\*\* : < 15 ms  
Construction : Splashproof  
Weight : < 185 g

#### ENVIRONMENTAL CHARACTERISTICS

Operating temperature range : -40°C to +85°C  
Storage temperature range : -55°C to +85°C

(\* Average power at 25°C per RF Path)

(\*\* At 25° C ±10%)

(\*\*\* Nominal voltage ; 25° C)



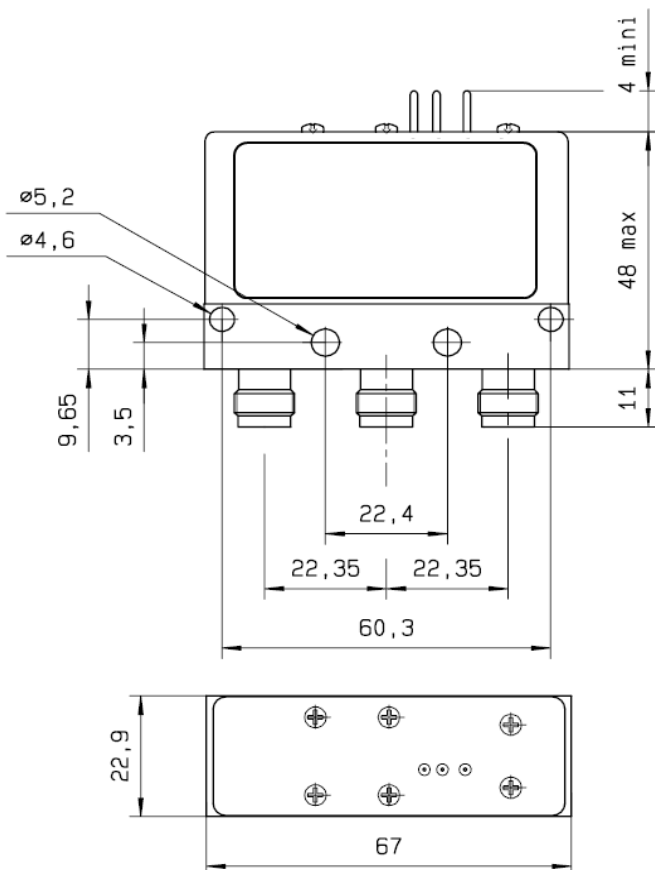
PAGE **2/2**

ISSUE **22-03-22**

SERIE : **SPDT**

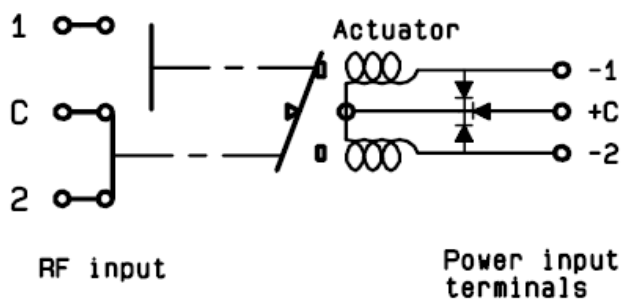
PART NUMBER : **R570533040**

DRAWING

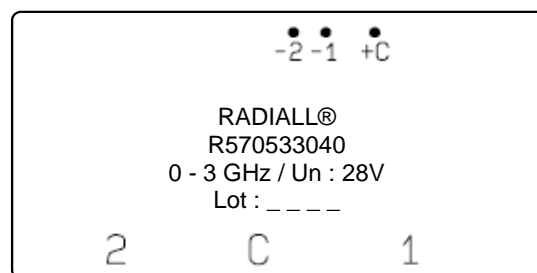


General tolerances :  $\pm 0,5$  mm [0,02 in]

SCHEMATIC DIAGRAM



**LABEL**



| Voltage | RF Continuity |
|---------|---------------|
| +C -1   | C ↔ 1         |
| +C -2   | C ↔ 2         |