

PAGE 1/2

ISSUE 22-03-22

SERIE : SPDT

PART NUMBER : R570462010LP

RF CHARACTERISTICS

Frequency range : 0 - 18 GHz

Impedance : 50 Ohms

Frequency (GHz)	DC - 3	3 - 8	8 - 12.4	12.4 - 18
VSWR max	1.10	1.20	1.20	1.40
Insertion loss max	0.15 dB	0.20 dB	0.25 dB	0.35 dB
Isolation min	80 dB	75 dB	65 dB	60 dB
Average power (*)	240 W	150 W	120 W	100 W

	Passive intermodulation
Tone 1	1810 MHz, approximately 43 dBm
Tone 2	1850 MHz, approximately 43 dBm
3 rd order PIM	- 160 dBc at 1770 MHz

Depending on application, carrier powers and frequencies, PIM measurements can vary.

PIM testing is not measured during product acceptance test.

ELECTRICAL CHARACTERISTICS

Actuator : LATCHING

Nominal current ** : 210 mA

Actuator voltage (Vcc) : 12V (10.2 to 13V) / POSITIVE COMMON

Terminals : solder pins (250°C max. / 30 sec.)

Indicator rating : 1 W / 30 V / 100 mA

Self cut-off time : 40 ms < CT < 120 ms

MECHANICAL CHARACTERISTICS

Connectors***** : SMA female per MIL-C 39012

Life : 2 million cycles

Switching Time*** : < 10 ms

Construction : Splashproof

Weight : < 45 g

ENVIRONMENTAL CHARACTERISTICS

Operating temperature range : -25°C to +70°C

Storage temperature range : -55°C to +85°C

(* Average power at 25°C per RF Path)

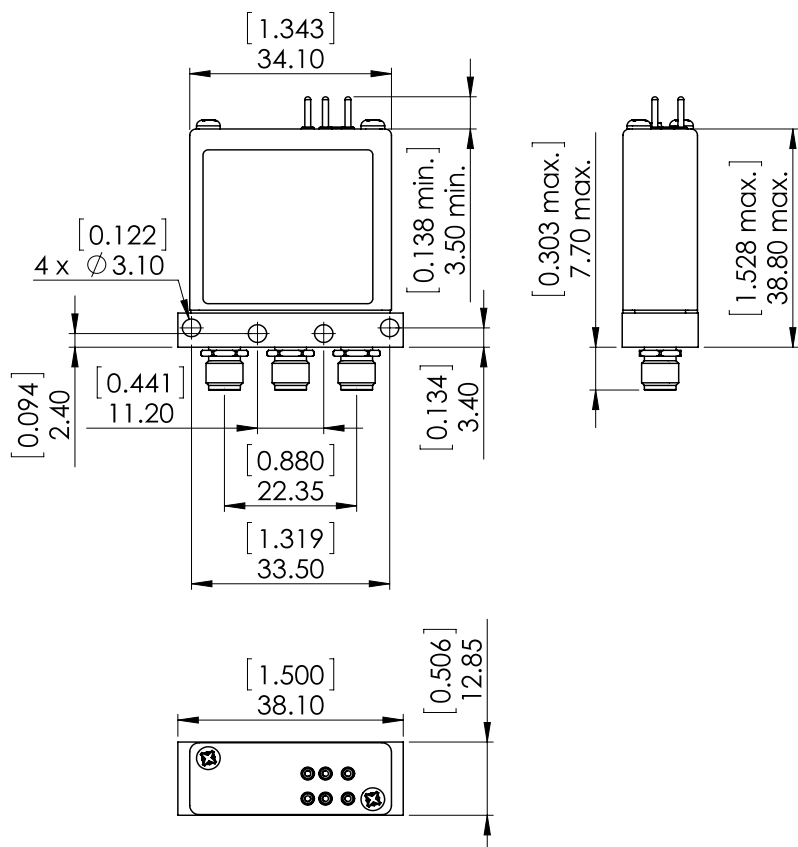
(** At 25° C ±10%)

(*** Nominal voltage ; 25° C)

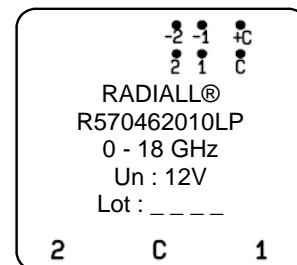
(***** Recommended mating torque: 80-120 N.cm)



DRAWING

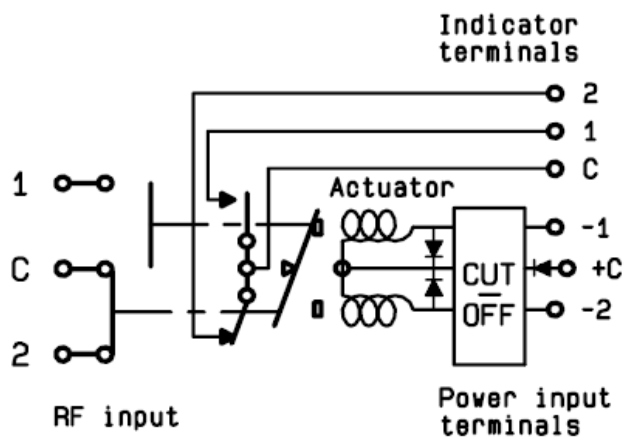


LABEL



General tolerances : $\pm 0,5$ mm [0,02 in]

SCHEMATIC DIAGRAM



Voltage	RF Continuity	Ind.
+C -1	C ↔ 1	C.1
+C -2	C ↔ 2	C.2