

PAGE 1/2

ISSUE 22-03-22

SERIE : SPDT

PART NUMBER : R570433010

RF CHARACTERISTICS

Frequency range : 0 - 18 GHz
Impedance : 50 Ohms

Frequency (GHz)	DC - 3	3 - 8	8 - 12.4	12.4 - 18
VSWR max	1.10	1.20	1.20	1.40
Insertion loss max	0.15 dB	0.20 dB	0.25 dB	0.35 dB
Isolation min	80 dB	75 dB	65 dB	60 dB
Average power (*)	240 W	150 W	120 W	100 W

ELECTRICAL CHARACTERISTICS

Actuator : LATCHING
Nominal current ** : 80 mA
Actuator voltage (Vcc) : 28V (24 to 30V) / POSITIVE COMMON
Terminals : solder pins (250°C max. / 30 sec.)

MECHANICAL CHARACTERISTICS

Connectors : SMA female per MIL-C 39012
Life : 10 million cycles
Switching Time*** : < 10 ms
Construction : Splashproof
Weight : < 45 g

ENVIRONMENTAL CHARACTERISTICS

Operating temperature range : -40°C to +85°C
Storage temperature range : -55°C to +85°C

(* Average power at 25°C per RF Path)

(** At 25° C ±10%)

(*** Nominal voltage ; 25° C)



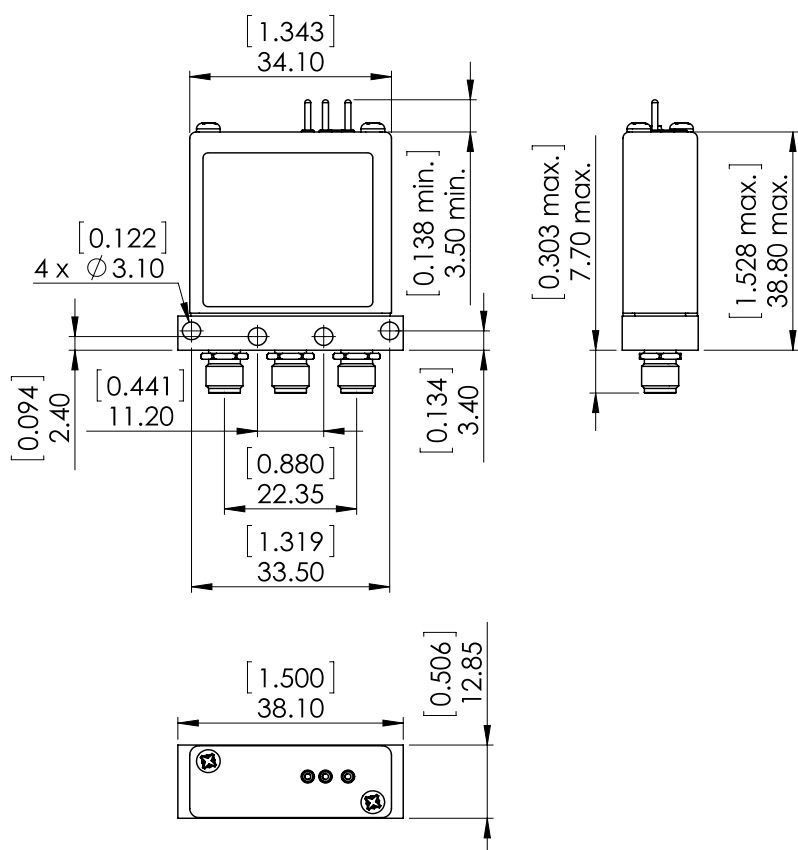
PAGE **2/2**

ISSUE **22-03-22**

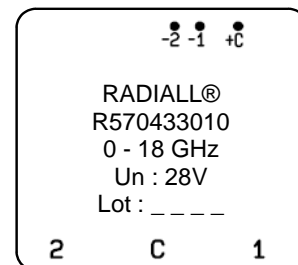
SERIE : **SPDT**

PART NUMBER : **R570433010**

DRAWING

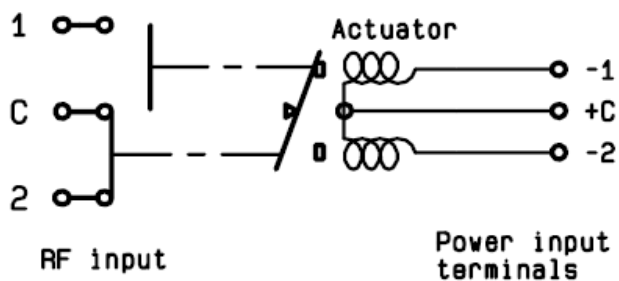


LABEL



General tolerances : $\pm 0,5$ mm [0,02 in]

SCHEMATIC DIAGRAM



Voltage	RF Continuity
+C -1	C \leftrightarrow 1
+C -2	C \leftrightarrow 2