

PAGE 1/2

ISSUE 22-03-22

SERIE : SPDT

PART NUMBER : R570413030LP

RF CHARACTERISTICS

Frequency range : 0 - 18 GHz
Impedance : 50 Ohms

Frequency (GHz)	DC - 3	3 - 8	8 - 12.4	12.4 - 18
VSWR max	1.10	1.20	1.20	1.40
Insertion loss max	0.15 dB	0.20 dB	0.25 dB	0.35 dB
Isolation min	80 dB	75 dB	65 dB	60 dB
Average power (*)	240 W	150 W	120 W	100 W

	Passive intermodulation
Tone 1	1810 MHz, approximately 43 dBm
Tone 2	1850 MHz, approximately 43 dBm
3 rd order PIM	- 160 dBc at 1770 MHz

Depending on application, carrier powers and frequencies, PIM measurements can vary.
PIM testing is not measured during product acceptance test.

ELECTRICAL CHARACTERISTICS

Actuator : FAILSAFE
Nominal current ** : 102 mA
Actuator voltage (Vcc) : 28V (24 to 30V)
Terminals : solder pins (250°C max. / 30 sec.)

MECHANICAL CHARACTERISTICS

Connectors***** : SMA female per MIL-C 39012
Life : 2 million cycles
Switching Time*** : < 10 ms
Construction : Splashproof
Weight : < 45 g

ENVIRONMENTAL CHARACTERISTICS

Operating temperature range : -25°C to +70°C
Storage temperature range : -55°C to +85°C

- (* Average power at 25°C per RF Path)
(** At 25° C ±10%)
(*** Nominal voltage ; 25° C)
(***** Recommended mating torque: 80-120 N.cm)



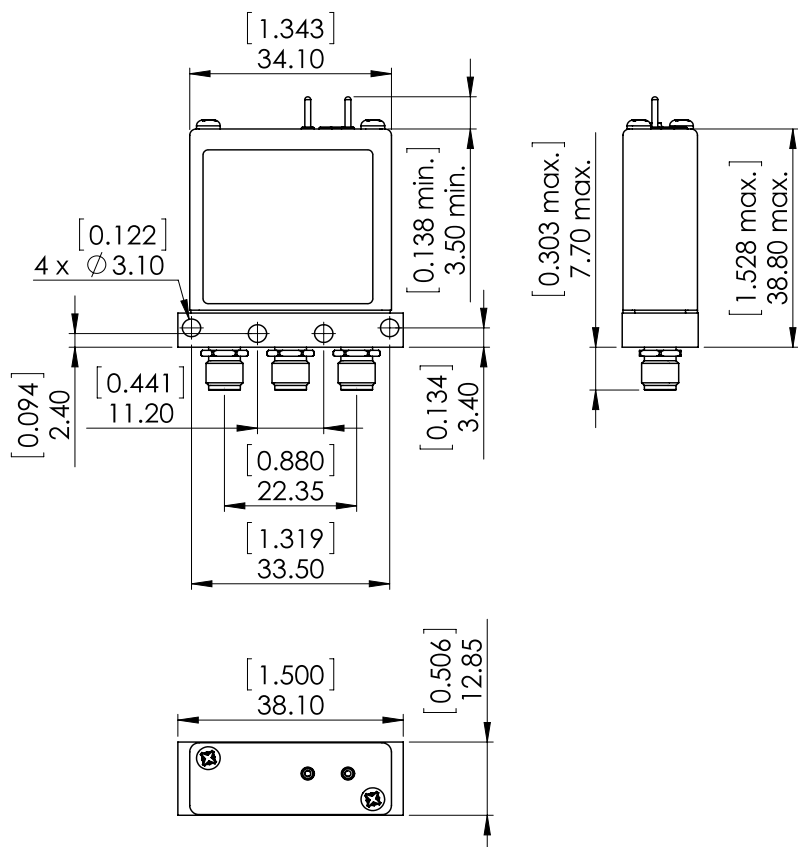
PAGE 2/2

ISSUE 22-03-22

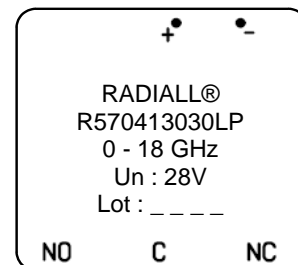
SERIE : SPDT

PART NUMBER : R570413030LP

DRAWING



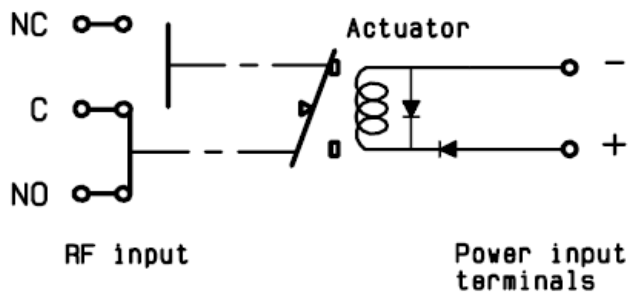
LABEL



General tolerances : $\pm 0,5$ mm [0,02 in]

SCHEMATIC DIAGRAM

Position Energized :



Voltage	RF Continuity
De-energized	C ↔ NC
energized	C ↔ NO