

PAGE 1/2

ISSUE 22-03-22

SERIE : SPDT

PART NUMBER : R570363000

## RF CHARACTERISTICS

Frequency range : 0 - 3 GHz  
Impedance : 50 Ohms

Frequency (GHz)	DC - 3
VSWR max	1.10
Insertion loss max	0.15 dB
Isolation min	80 dB
Average power (*)	240 W

## ELECTRICAL CHARACTERISTICS

Actuator : LATCHING  
Nominal current \*\* : 80 mA  
Actuator voltage (Vcc) : 28V (24 to 30V) / NEGATIVE COMMON  
Terminals : solder pins (250°C max. / 30 sec.)  
Indicator rating : 1 W / 30 V / 100 mA  
Self cut-off time : 40 ms < CT < 120 ms

## MECHANICAL CHARACTERISTICS

Connectors : SMA female per MIL-C 39012  
Life : 10 million cycles  
Switching Time\*\*\* : < 10 ms  
Construction : Splashproof  
Weight : < 45 g

## ENVIRONMENTAL CHARACTERISTICS

Operating temperature range : -40°C to +85°C  
Storage temperature range : -55°C to +85°C

(\* Average power at 25°C per RF Path)

(\*\* At 25° C ±10%)

(\*\*\* Nominal voltage ; 25° C)



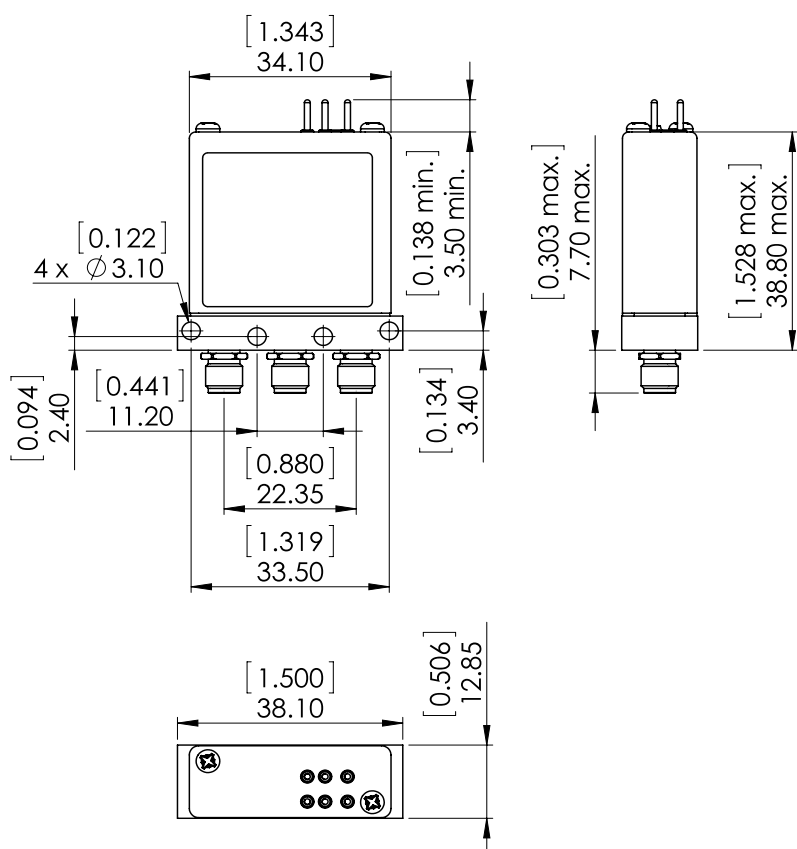
PAGE 2/2

ISSUE 22-03-22

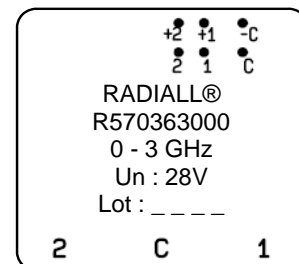
SERIE : SPDT

PART NUMBER : R570363000

DRAWING

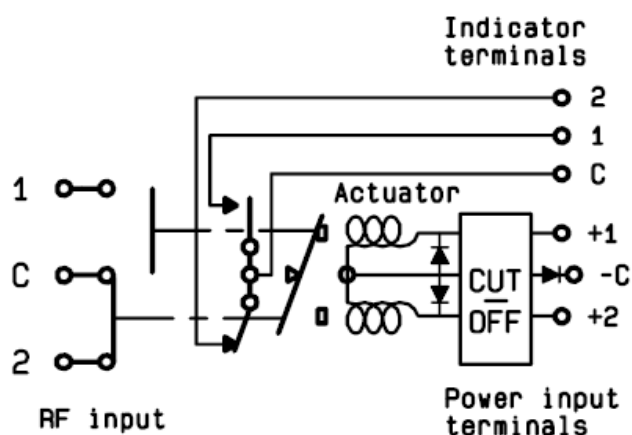


**LABEL**



General tolerances :  $\pm 0,5$  mm [0,02 in]

SCHEMATIC DIAGRAM



Voltage	RF Continuity	Ind.
-C +1	C ↔ 1	C.1
-C +2	C ↔ 2	C.2