

PAGE 1/2

ISSUE 22-03-22

SERIE : SPDT

PART NUMBER : R570332030

## RF CHARACTERISTICS

Frequency range : 0 - 3 GHz  
Impedance : 50 Ohms

Frequency (GHz)	DC - 3
VSWR max	1.10
Insertion loss max	0.15 dB
Isolation min	80 dB
Average power (*)	240 W

## ELECTRICAL CHARACTERISTICS

Actuator : LATCHING  
Nominal current \*\* : 210 mA  
Actuator voltage (Vcc) : 12V (10.2 to 13V) / NEGATIVE COMMON  
Terminals : solder pins (250°C max. / 30 sec.)

## MECHANICAL CHARACTERISTICS

Connectors : SMA female per MIL-C 39012  
Life : 10 million cycles  
Switching Time\*\*\* : < 10 ms  
Construction : Splashproof  
Weight : < 45 g

## ENVIRONMENTAL CHARACTERISTICS

Operating temperature range : -40°C to +85°C  
Storage temperature range : -55°C to +85°C

(\* Average power at 25°C per RF Path)

(\*\* At 25° C ±10%)

(\*\*\* Nominal voltage ; 25° C)



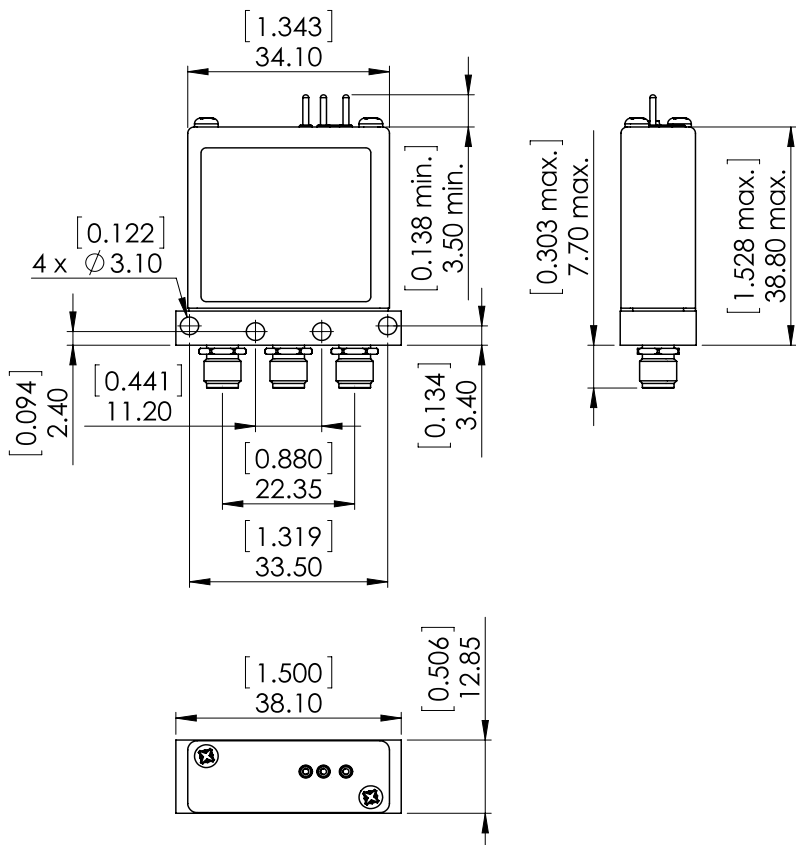
PAGE **2/2**

ISSUE **22-03-22**

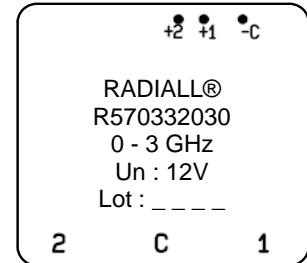
SERIE : **SPDT**

PART NUMBER : **R570332030**

DRAWING

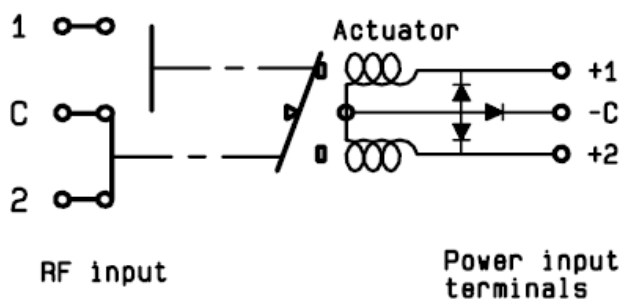


**LABEL**



General tolerances :  $\pm 0,5$  mm [0,02 in]

SCHEMATIC DIAGRAM



Voltage	RF Continuity
-C +1	C ↔ 1
-C +2	C ↔ 2