

PAGE 1/2

ISSUE 22-03-22

SERIE : SPDT

PART NUMBER : R570243030

RF CHARACTERISTICS

Frequency range : 0 - 3 GHz
Impedance : 50 Ohms

| Frequency (GHz) | DC - 1 | 1 - 2 | 2 - 3 |
|--------------------|---------|---------|---------|
| VSWR max | 1.15 | 1.20 | 1.25 |
| Insertion loss max | 0.15 dB | 0.20 dB | 0.25 dB |
| Isolation min | 85 dB | 80 dB | 75 dB |
| Average power (*) | 400 W | 300 W | 240 W |

ELECTRICAL CHARACTERISTICS

Actuator : LATCHING
Nominal current ** : 125 mA
Actuator voltage (Vcc) : 28V (24 to 30V) / NEGATIVE COMMON
Terminals : solder pins (250°C max. / 30 sec.)
Indicator rating : 1 W / 30 V / 100 mA

MECHANICAL CHARACTERISTICS

Connectors : BNC female per MIL-C 39012
Life : 2.5 million cycles
Switching Time*** : < 15 ms
Construction : Splashproof
Weight : < 185 g

ENVIRONMENTAL CHARACTERISTICS

Operating temperature range : -40°C to +85°C
Storage temperature range : -55°C to +85°C

(* Average power at 25°C per RF Path)

(** At 25° C ±10%)

(*** Nominal voltage ; 25° C)



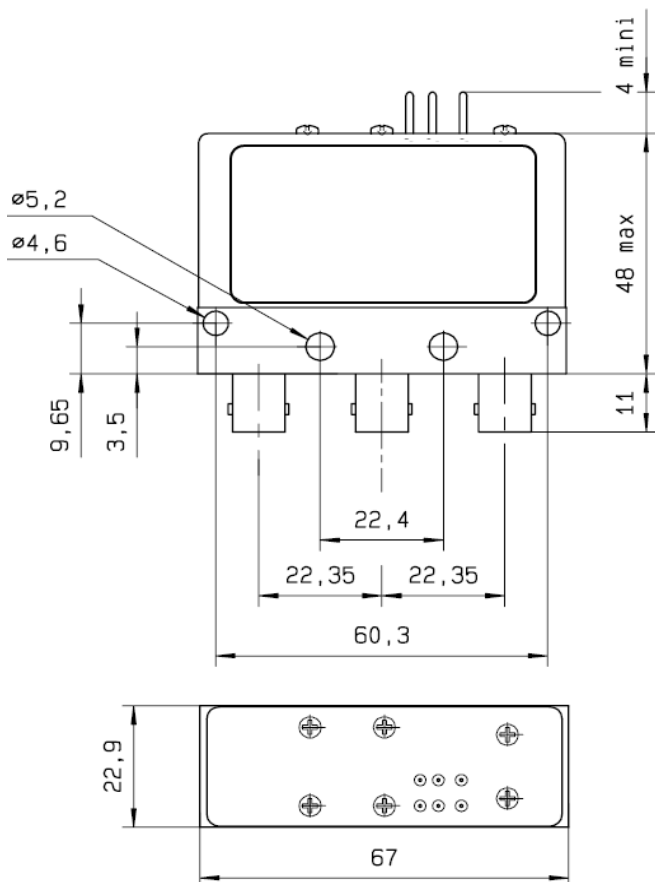
PAGE 2/2

ISSUE 22-03-22

SERIE : SPDT

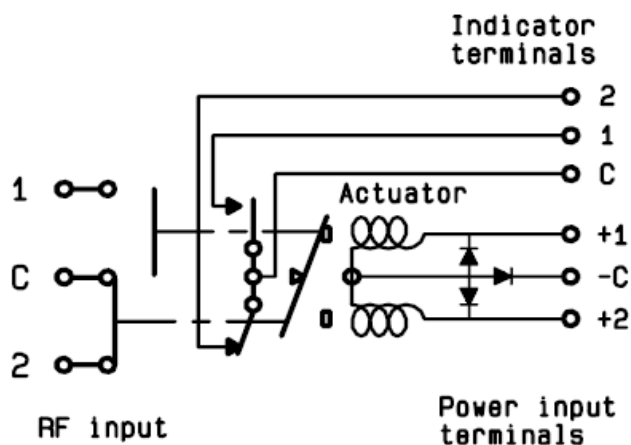
PART NUMBER : R570243030

DRAWING

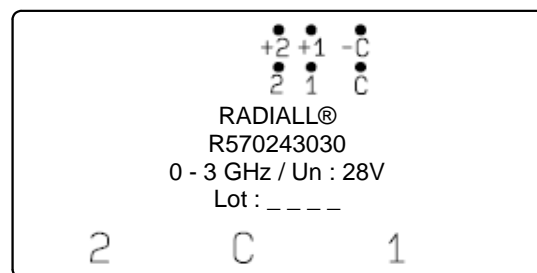


General tolerances : $\pm 0,5$ mm [0,02 in]

SCHEMATIC DIAGRAM



LABEL



| Voltage | RF Continuity | Ind. |
|---------|-----------------------|------|
| -C +1 | C \leftrightarrow 1 | C.1 |
| -C +2 | C \leftrightarrow 2 | C.2 |