

PAGE 1/2

ISSUE 22-03-22

SERIE : SPDT

PART NUMBER : R570242030

RF CHARACTERISTICS

Frequency range : 0 - 3 GHz
Impedance : 50 Ohms

Frequency (GHz)	DC - 1	1 - 2	2 - 3
VSWR max	1.15	1.20	1.25
Insertion loss max	0.15 dB	0.20 dB	0.25 dB
Isolation min	85 dB	80 dB	75 dB
Average power (*)	400 W	300 W	240 W

ELECTRICAL CHARACTERISTICS

Actuator : LATCHING
Nominal current ** : 320 mA
Actuator voltage (Vcc) : 12V (10.2 to 13V) / NEGATIVE COMMON
Terminals : solder pins (250°C max. / 30 sec.)
Indicator rating : 1 W / 30 V / 100 mA

MECHANICAL CHARACTERISTICS

Connectors : BNC female per MIL-C 39012
Life : 2.5 million cycles
Switching Time*** : < 15 ms
Construction : Splashproof
Weight : < 185 g

ENVIRONMENTAL CHARACTERISTICS

Operating temperature range : -40°C to +85°C
Storage temperature range : -55°C to +85°C

(* Average power at 25°C per RF Path)

(** At 25° C ±10%)

(*** Nominal voltage ; 25° C)



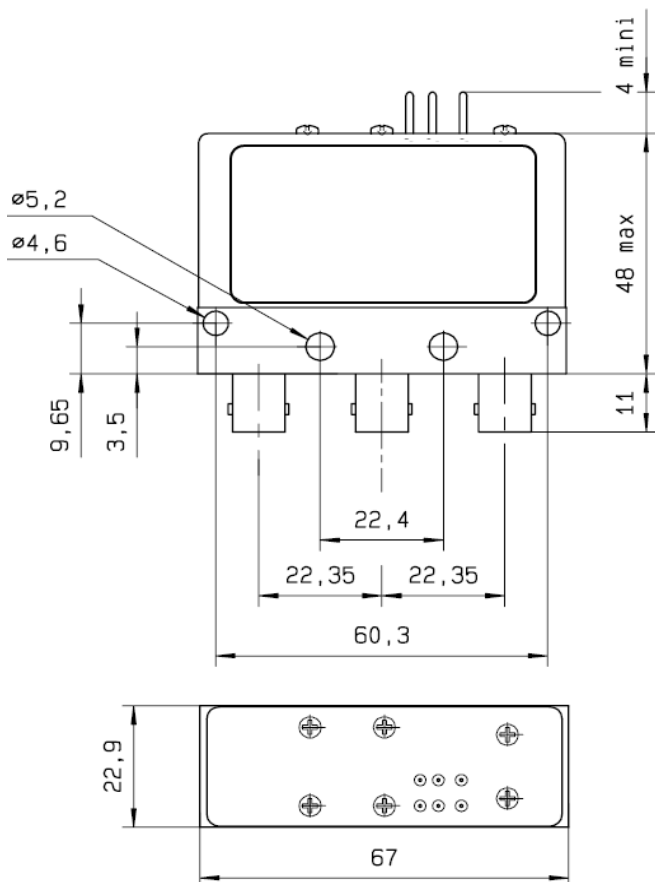
PAGE **2/2**

ISSUE **22-03-22**

SERIE : **SPDT**

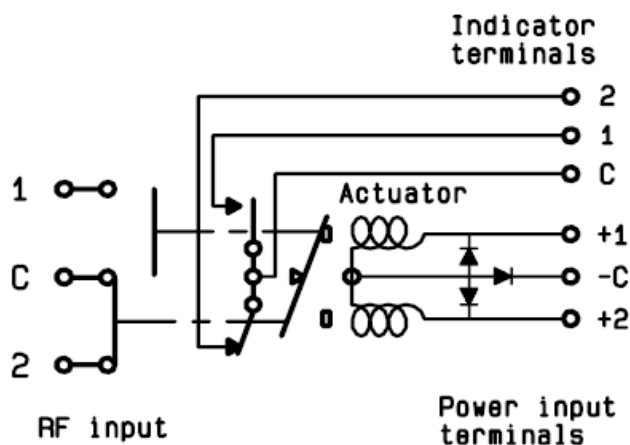
PART NUMBER : **R570242030**

DRAWING

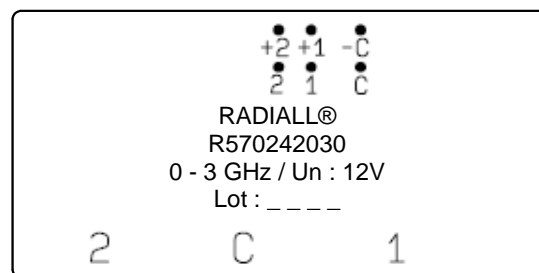


General tolerances : $\pm 0,5$ mm [0,02 in]

SCHEMATIC DIAGRAM



LABEL



Voltage	RF Continuity	Ind.
-C +1	C ↔ 1	C.1
-C +2	C ↔ 2	C.2