

PAGE 1/2

ISSUE 22-03-22

SERIE : SPDT

PART NUMBER : R570123005

## RF CHARACTERISTICS

Frequency range : 0 - 12.4 GHz  
Impedance : 50 Ohms

Frequency (GHz)	DC - 1	1 - 2	2 - 3	3 - 8	8 - 12.4
VSWR max	1.15	1.20	1.25	1.35	1.50
Insertion loss max	0.15 dB	0.20 dB	0.25 dB	0.35 dB	0.50 dB
Isolation min	85 dB	80 dB	75 dB	70 dB	60 dB
Average power (*)	700 W	500 W	400 W	250 W	200 W

## ELECTRICAL CHARACTERISTICS

Actuator : FAILSAFE  
Nominal current \*\* : 140 mA  
Actuator voltage (Vcc) : 28V (24 to 30V)  
Terminals : 9 pins D-SUB male connector  
Indicator rating : 1 W / 30 V / 100 mA

## MECHANICAL CHARACTERISTICS

Connectors : N female per MIL-C 39012  
Life : 2.5 million cycles  
Switching Time\*\*\* : < 15 ms  
Construction : Splashproof  
Weight : < 185 g

## ENVIRONMENTAL CHARACTERISTICS

Operating temperature range : -40°C to +85°C  
Storage temperature range : -55°C to +85°C

(\* Average power at 25°C per RF Path)

(\*\* At 25° C ±10%)

(\*\*\* Nominal voltage ; 25° C)



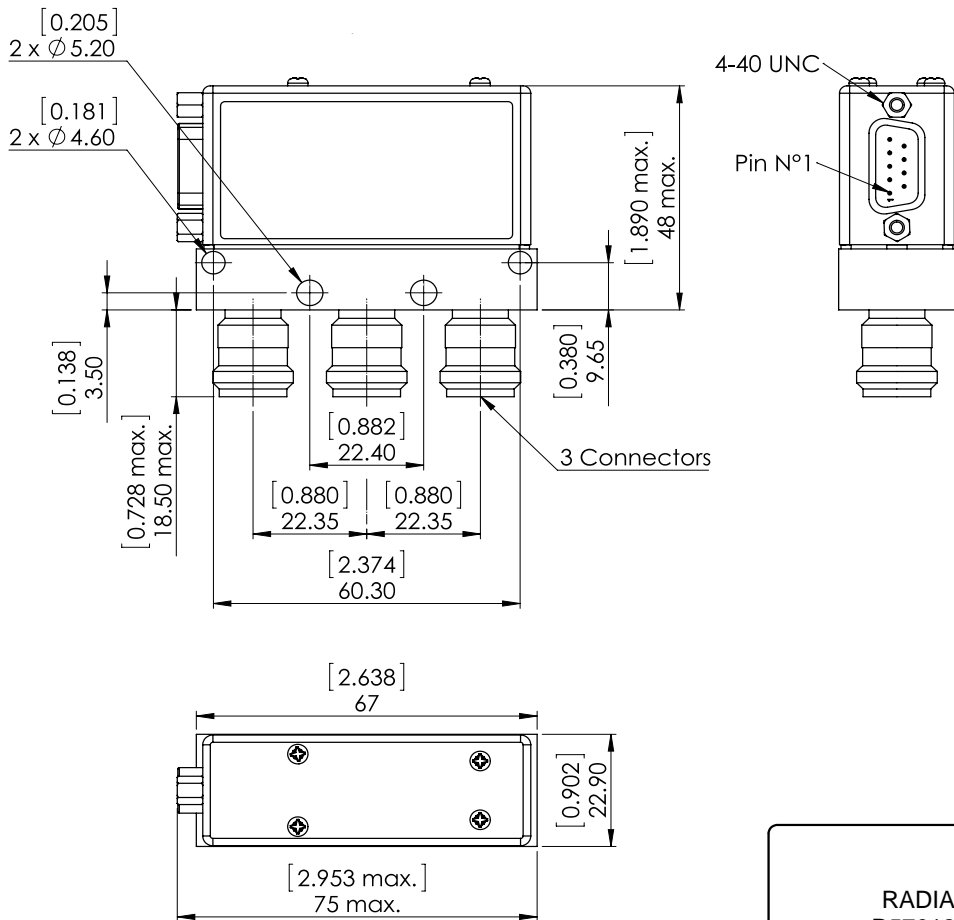
PAGE 2/2

ISSUE 22-03-22

SERIE : SPDT

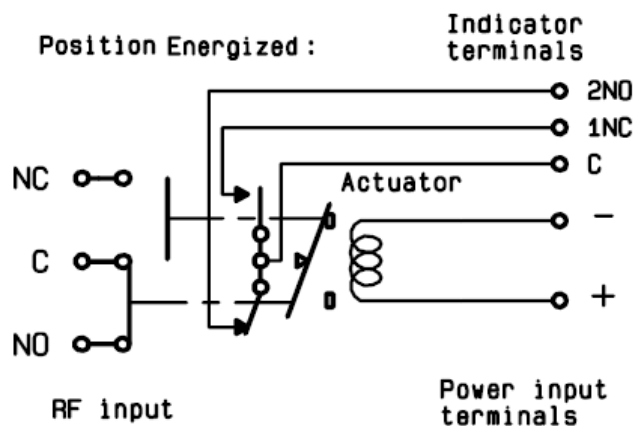
PART NUMBER : R570123005

DRAWING

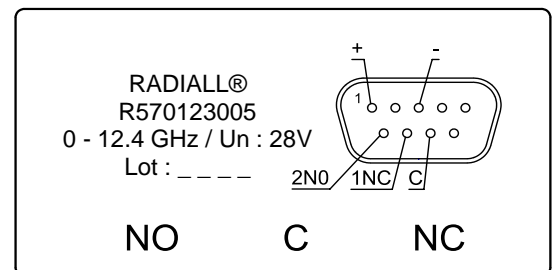


General tolerances :  $\pm 0,5$  mm [0,02 in]

SCHEMATIC DIAGRAM



**LABEL**



Voltage	RF Continuity	Ind.
De-energized	C $\leftrightarrow$ NC	C.1NC
energized	C $\leftrightarrow$ NO	C.2NO