

PAGE 1/2

ISSUE 22-03-22

SERIE : SPDT

PART NUMBER : R570112100

## RF CHARACTERISTICS

Frequency range : 0 - 12.4 GHz  
Impedance : 50 Ohms

Frequency (GHz)	DC - 1	1 - 2	2 - 3	3 - 8	8 - 12.4
VSWR max	1.15	1.20	1.25	1.35	1.50
Insertion loss max	0.15 dB	0.20 dB	0.25 dB	0.35 dB	0.50 dB
Isolation min	85 dB	80 dB	75 dB	70 dB	60 dB
Average power (*)	700 W	500 W	400 W	250 W	200 W

## ELECTRICAL CHARACTERISTICS

Actuator : FAILSAFE  
Nominal current \*\* : 320 mA  
Actuator voltage (Vcc) : 12V (10.2 to 13V)  
Terminals : solder pins (250°C max. / 30 sec.)  
TTL inputs (E) - High level : 2.2 to 5.5 V / 800µA at 5.5 V  
- Low level : 0 to 0.8 V / 20µA at 0.8 V

## MECHANICAL CHARACTERISTICS

Connectors : N female per MIL-C 39012  
Life : 2.5 million cycles  
Switching Time\*\*\* : < 15 ms  
Construction : Splashproof  
Weight : < 185 g

## ENVIRONMENTAL CHARACTERISTICS

Operating temperature range : -40°C to +85°C  
Storage temperature range : -55°C to +85°C

(\* Average power at 25°C per RF Path)

(\*\* At 25° C ±10%)

(\*\*\* Nominal voltage ; 25° C)



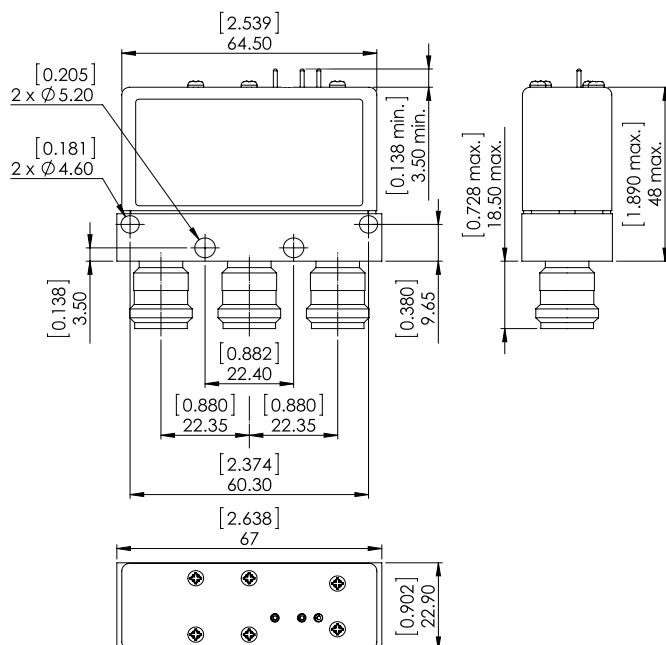
PAGE **2/2**

ISSUE **22-03-22**

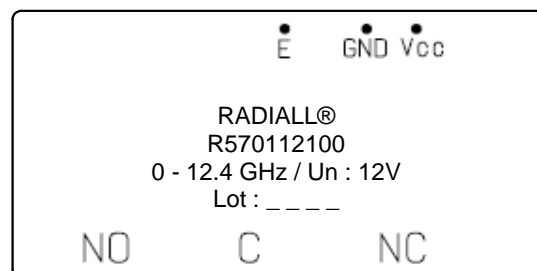
SERIE : **SPDT**

PART NUMBER : **R570112100**

DRAWING



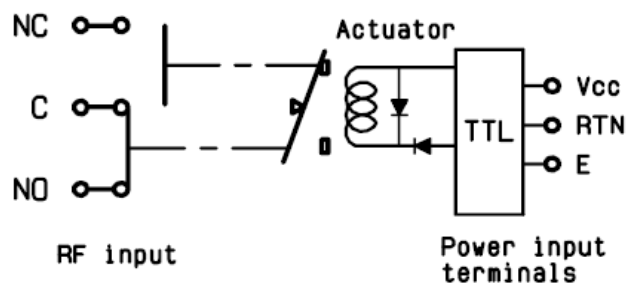
**LABEL**



General tolerances :  $\pm 0,5$  mm [0,02 in]

SCHEMATIC DIAGRAM

**Position Energized :**



TTL input	RF Continuity
E = 0	C ↔ NC
E = 1	C ↔ NO