

PAGE 1/2

ISSUE 22-03-22

SERIE : SPDT

PART NUMBER : R570063000

## RF CHARACTERISTICS

Frequency range : 0 - 3 GHz  
Impedance : 50 Ohms

Frequency (GHz)	DC - 1	1 - 2	2 - 3
VSWR max	1.15	1.20	1.25
Insertion loss max	0.15 dB	0.20 dB	0.25 dB
Isolation min	85 dB	80 dB	75 dB
Average power (*)	700 W	500 W	400 W

## ELECTRICAL CHARACTERISTICS

Actuator : LATCHING  
Nominal current \*\* : 125 mA  
Actuator voltage (Vcc) : 28V (24 to 30V) / NEGATIVE COMMON  
Terminals : solder pins (250°C max. / 30 sec.)  
Indicator rating : 1 W / 30 V / 100 mA  
Self cut-off time : 40 ms < CT < 120 ms

## MECHANICAL CHARACTERISTICS

Connectors : N female per MIL-C 39012  
Life : 2.5 million cycles  
Switching Time\*\*\* : < 15 ms  
Construction : Splashproof  
Weight : < 185 g

## ENVIRONMENTAL CHARACTERISTICS

Operating temperature range : -40°C to +85°C  
Storage temperature range : -55°C to +85°C

(\*) Average power at 25°C per RF Path)

(\*\* At 25° C ±10%)

(\*\*\*) Nominal voltage ; 25° C)



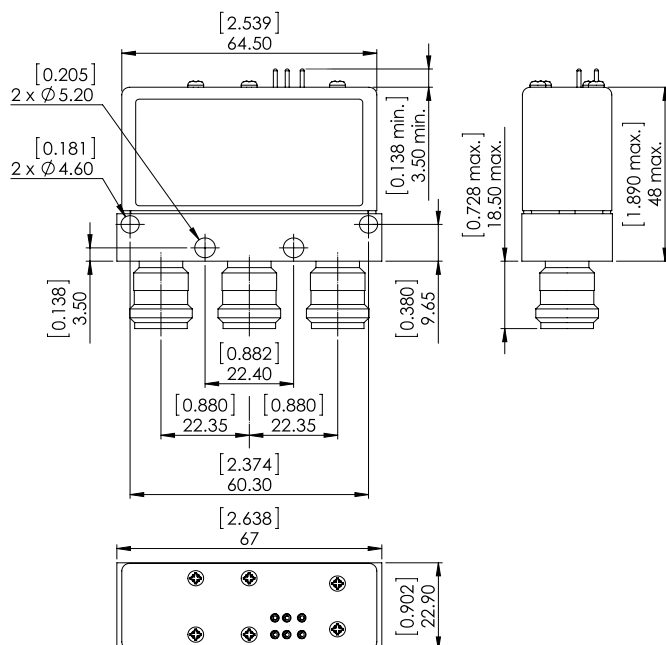
PAGE 2/2

ISSUE 22-03-22

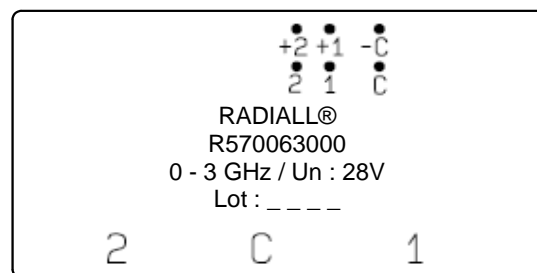
SERIE : SPDT

PART NUMBER : R570063000

DRAWING

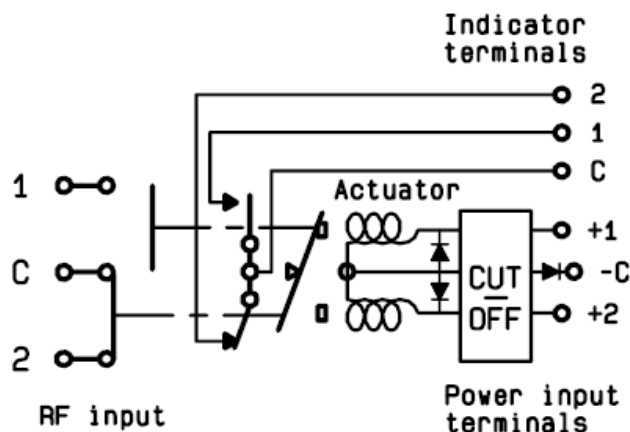


LABEL



General tolerances :  $\pm 0,5$  mm [0,02 in]

SCHEMATIC DIAGRAM



Voltage	RF Continuity	Ind.
-C +1	C $\leftrightarrow$ 1	C.1
-C +2	C $\leftrightarrow$ 2	C.2