

PAGE 1/2

ISSUE 10-07-19

SERIE : DPDT

PART NUMBER : R577J43012

## RF CHARACTERISTICS

Frequency range : 0 - 50 GHz

Impedance : 50 Ohms

Frequency (GHz)	DC - 6	6 - 12.4	12.4 - 18	18 - 26.5	26.5 - 40	40 - 50
VSWR max	1.30	1.40	1.50	1.70	1.90	2.00
Insertion loss max	0.30 dB	0.40 dB	0.50 dB	0.70 dB	0.80 dB	1.10 dB
Isolation min	70 dB	60 dB	60 dB	55 dB	50 dB	50 dB
Average power (*)	80 W	60 W	50 W	20 W	10 W	5 W

## ELECTRICAL CHARACTERISTICS

Actuator : LATCHING

Nominal current \*\* : 125 mA

Actuator voltage (Vcc) : 28V (24 to 30V) / POSITIVE COMMON

Terminals : solder pins (250°C max. / 30 sec.)

Indicator rating : 1 W / 30 V / 100 mA

## MECHANICAL CHARACTERISTICS

Connectors : 2.4mm female (Accoding to IEEE STD 287)

Life : 2 million cycles

Switching Time\*\*\* : &lt; 15 ms

Construction : Splashproof

Weight : &lt; 100 g

## ENVIRONMENTAL CHARACTERISTICS

Operating temperature range : -25°C to +70°C

Storage temperature range : -40°C to +85°C

(\*) Average power at 25°C per RF Path)

(\*\* At 25° C ±10%)

(\*\*\*) Nominal voltage ; 25° C)



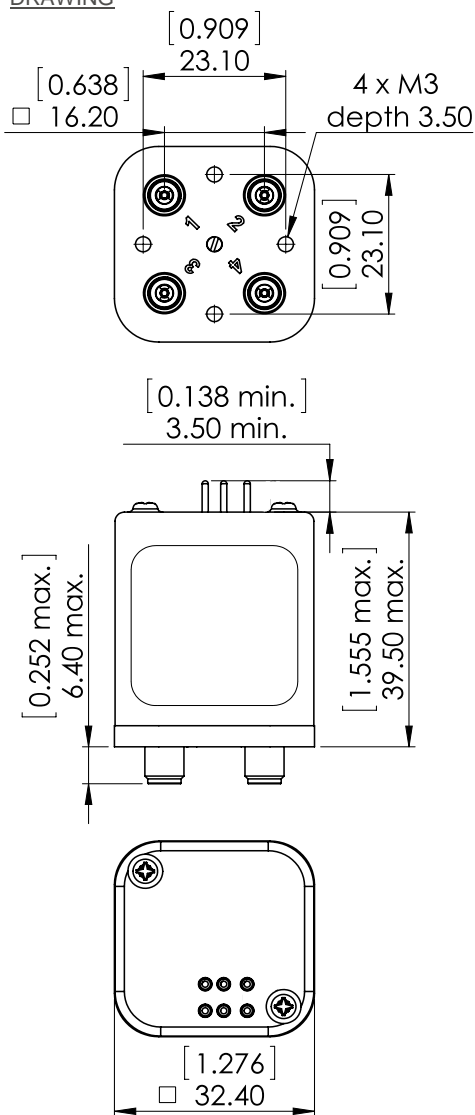
PAGE 2/2

ISSUE 10-07-19

SERIE : DPDT

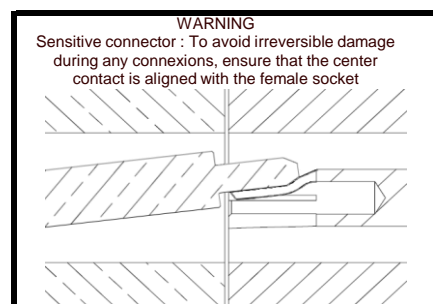
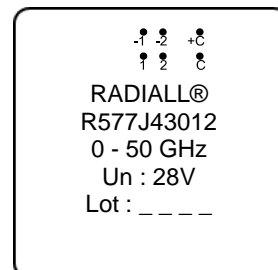
PART NUMBER : R577J43012

DRAWING

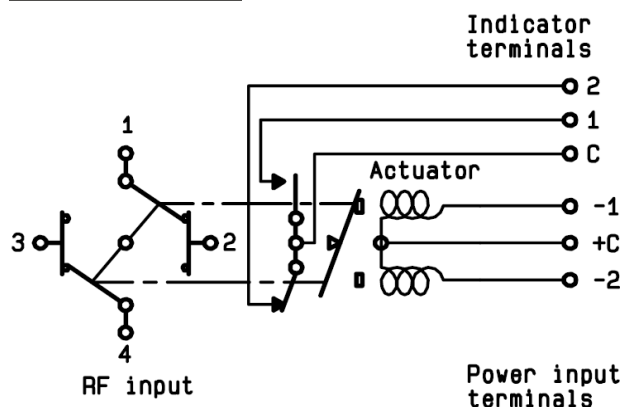


General tolerances :  $\pm 0,5$  mm [0,02 in]

**LABEL**



SCHEMATIC DIAGRAM



Voltage	RF Continuity	Ind.
+C -1	1 ↔ 3 / 2 ↔ 4	C.1
+C -2	1 ↔ 2 / 3 ↔ 4	C.2