

PAGE 1/2

ISSUE 10-07-19

SERIE : DPDT

PART NUMBER : R577J12107

RF CHARACTERISTICS

Frequency range : 0 - 50 GHz
Impedance : 50 Ohms

Frequency (GHz)	DC - 6	6 - 12.4	12.4 - 18	18 - 26.5	26.5 - 40	40 - 50
VSWR max	1.30	1.40	1.50	1.70	1.90	2.00
Insertion loss max	0.30 dB	0.40 dB	0.50 dB	0.70 dB	0.80 dB	1.10 dB
Isolation min	70 dB	60 dB	60 dB	55 dB	50 dB	50 dB
Average power (*)	80 W	60 W	50 W	20 W	10 W	5 W

ELECTRICAL CHARACTERISTICS

Actuator : FAILSAFE
Nominal current ** : 340 mA
Actuator voltage (Vcc) : 12V (10.2 to 13V)
Terminals : 9 pins D-SUB male connector
TTL inputs (E) - High level : 2.2 to 5.5 V / 800µA at 5.5 V
- Low level : 0 to 0.8 V / 20µA at 0.8 V

MECHANICAL CHARACTERISTICS

Connectors : 2.4mm female (Accoding to IEEE STD 287)
Life : 2 million cycles
Switching Time*** : < 15 ms
Construction : Splashproof
Weight : < 100 g

ENVIRONMENTAL CHARACTERISTICS

Operating temperature range : -25°C to +70°C
Storage temperature range : -40°C to +85°C

(* Average power at 25°C per RF Path)

(** At 25° C ±10%)

(*** Nominal voltage ; 25° C)



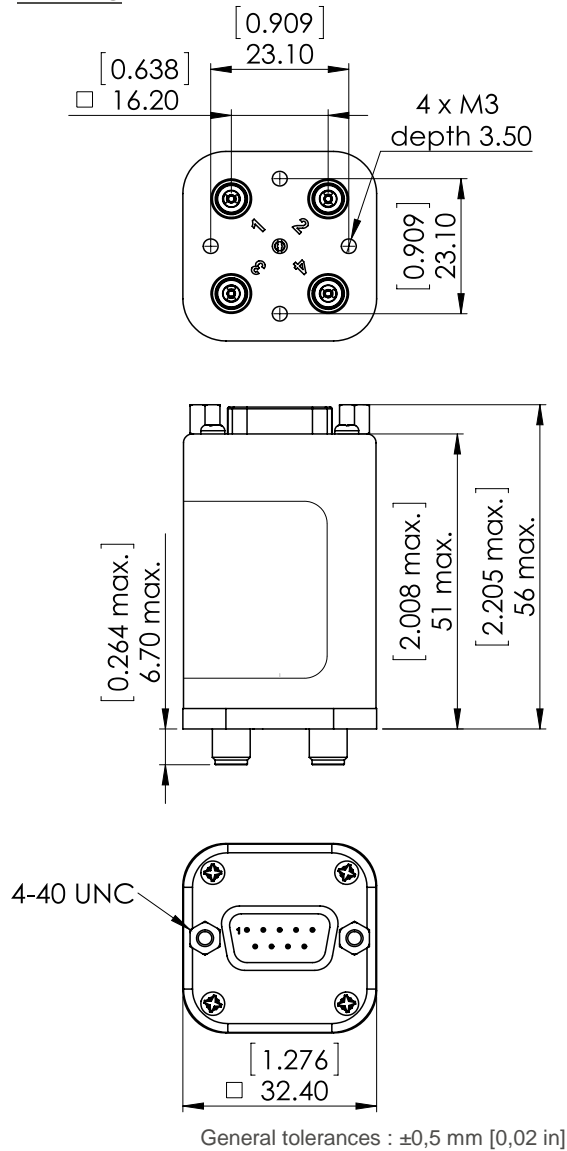
PAGE 2/2

ISSUE 10-07-19

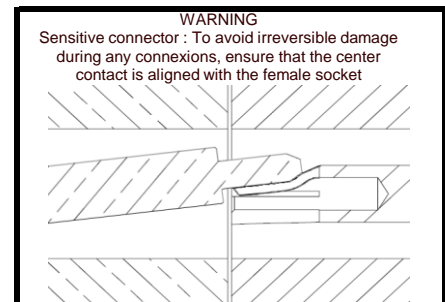
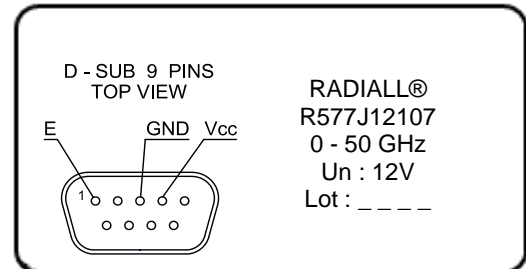
SERIE : DPDT

PART NUMBER : R577J12107

DRAWING

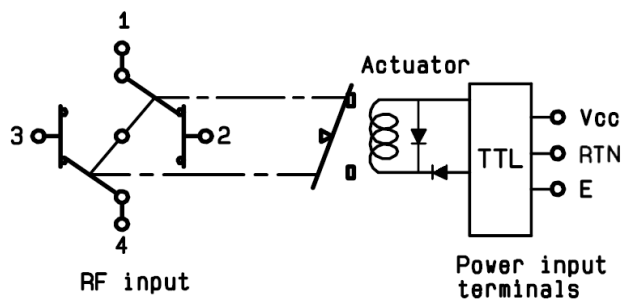


LABEL



SCHEMATIC DIAGRAM

Position : De energized



TTL input	RF Continuity
E = 1	1 ↔ 3 / 2 ↔ 4
E = 0	1 ↔ 2 / 3 ↔ 4