

PAGE 1/2

ISSUE 22-03-22

SERIE : DPDT

PART NUMBER : R577F43107

RF CHARACTERISTICS

Frequency range : 0 - 26.5 GHz
Impedance : 50 Ohms

Frequency (GHz)	DC - 3	3 - 8	8 - 12.4	12.4 - 18	18 - 26.5
VSWR max	1.20	1.30	1.40	1.50	1.70
Insertion loss max	0.20 dB	0.30 dB	0.40 dB	0.50 dB	0.70 dB
Isolation min	80 dB	70 dB	65 dB	60 dB	50 dB
Average power (*)	240 W	150 W	120 W	100 W	40 W

ELECTRICAL CHARACTERISTICS

Actuator : LATCHING
Nominal current ** : 125 mA
Actuator voltage (Vcc) : 28V (24 to 30V)
Terminals : 9 pins D-SUB male connector
Indicator rating : 1 W / 30 V / 100 mA
TTL inputs (E) - High level : 2.2 to 5.5 V / 800µA at 5.5 V
- Low level : 0 to 0.8 V / 20µA at 0.8 V

MECHANICAL CHARACTERISTICS

Connectors : SMA female per MIL-C 39012
Life : 2.5 million cycles
Switching Time*** : < 15 ms
Construction : Splashproof
Weight : < 100 g

ENVIRONMENTAL CHARACTERISTICS

Operating temperature range : -40°C to +85°C
Storage temperature range : -55°C to +85°C

(* Average power at 25°C per RF Path)

(** At 25° C ±10%)

(*** Nominal voltage ; 25° C)



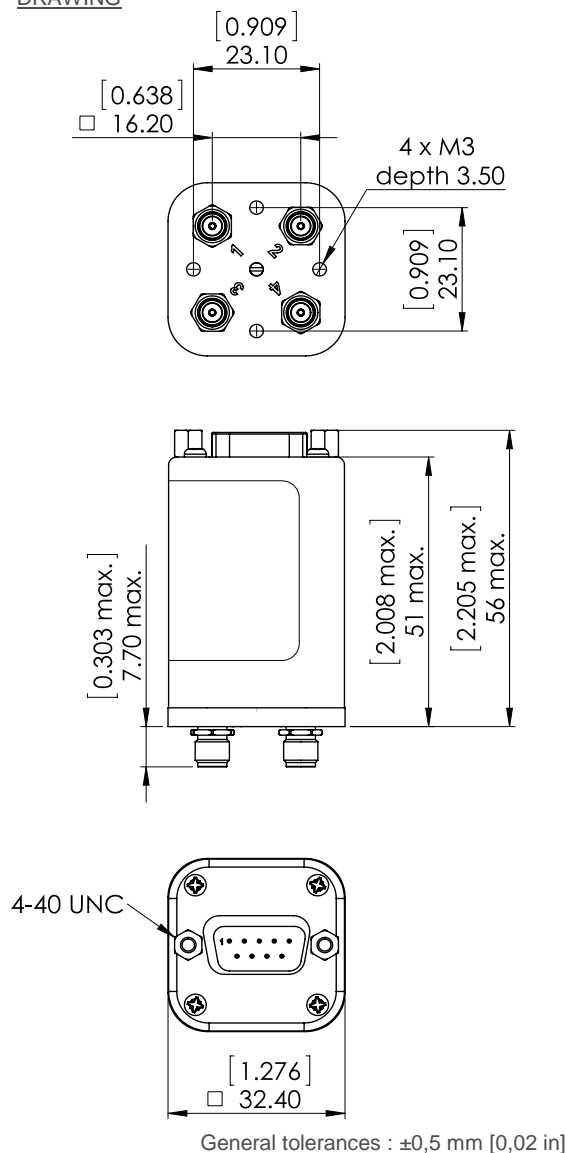
PAGE **2/2**

ISSUE **22-03-22**

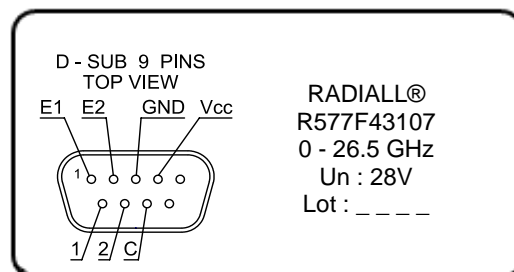
SERIE : **DPDT**

PART NUMBER : **R577F43107**

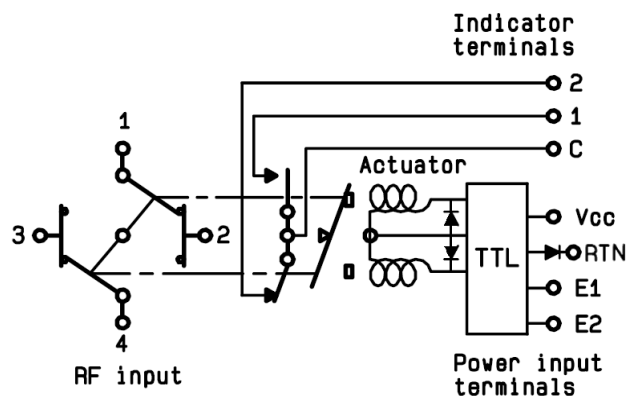
DRAWING



LABEL



SCHEMATIC DIAGRAM



TTL input	RF Continuity	Ind.
E1=1 / E2=0	1 ↔ 3 / 2 ↔ 4	C.1
E1=0 / E2=1	1 ↔ 2 / 3 ↔ 4	C.2
E1=0 / E2=0	Memory	-
E1=1 / E2=1	Forbidden	-