

PAGE 1/2

ISSUE 26-07-21

SERIE : DPDT

PART NUMBER : R577F43015

RF CHARACTERISTICS

Frequency range : 0 - 26.5 GHz

Impedance : 50 Ohms

Frequency (GHz)	DC - 3	3 - 8	8 - 12.4	12.4 - 18	18 - 26.5
VSWR max	1.20	1.30	1.40	1.50	1.70
Insertion loss max	0.20 dB	0.30 dB	0.40 dB	0.50 dB	0.70 dB
Isolation min	80 dB	70 dB	65 dB	60 dB	50 dB
Average power (*)	240 W	150 W	120 W	100 W	40 W

ELECTRICAL CHARACTERISTICS

Actuator : LATCHING

Nominal current ** : 125 mA

Actuator voltage (Vcc) : 28V (24 to 30V) / POSITIVE COMMON

Terminals : 9 pins D-SUB male connector

Indicator rating : 1 W / 30 V / 100 mA

MECHANICAL CHARACTERISTICS

Connectors : SMA female per MIL-C 39012

Life : 2.5 million cycles

Switching Time*** : < 15 ms

Construction : Splashproof

Weight : < 100 g

ENVIRONMENTAL CHARACTERISTICS

Operating temperature range : -40°C to +85°C

Storage temperature range : -55°C to +85°C

(*) Average power at 25°C per RF Path)

(**) At 25° C ±10%)

(***) Nominal voltage ; 25° C)



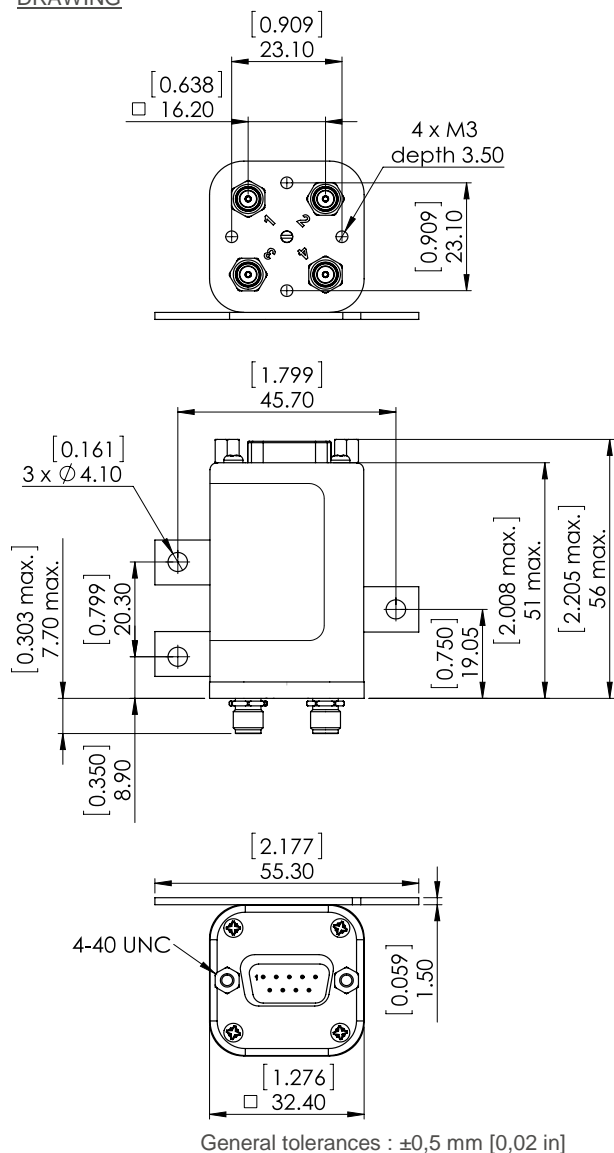
PAGE 2/2

ISSUE 26-07-21

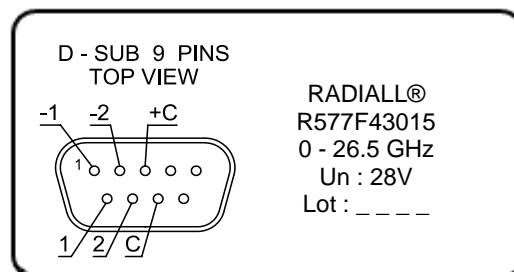
SERIE : DPDT

PART NUMBER : R577F43015

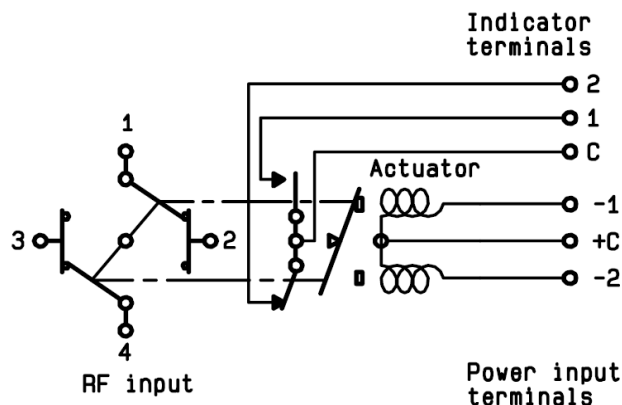
DRAWING



LABEL



SCHEMATIC DIAGRAM



Voltage	RF Continuity	Ind.
+C -1	1 ↔ 3 / 2 ↔ 4	C.1
+C -2	1 ↔ 2 / 3 ↔ 4	C.2