

PAGE 1/2

ISSUE 06-02-18

SERIE : DPDT

PART NUMBER : R577F42005

## RF CHARACTERISTICS

Frequency range : 0 - 26.5 GHz  
Impedance : 50 Ohms

Frequency (GHz)	DC - 3	3 - 8	8 - 12.4	12.4 - 18	18 - 26.5
VSWR max	1.20	1.30	1.40	1.50	1.70
Insertion loss max	0.20 dB	0.30 dB	0.40 dB	0.50 dB	0.70 dB
Isolation min	80 dB	70 dB	65 dB	60 dB	50 dB
Average power (*)	240 W	150 W	120 W	100 W	40 W

## ELECTRICAL CHARACTERISTICS

Actuator : LATCHING  
Nominal current \*\* : 320 mA  
Actuator voltage (Vcc) : 12V (10.2 to 13V) / NEGATIVE COMMON  
Terminals : 9 pins D-SUB male connector  
Indicator rating : 1 W / 30 V / 100 mA

## MECHANICAL CHARACTERISTICS

Connectors : SMA female per MIL-C 39012  
Life : 2.5 million cycles  
Switching Time\*\*\* : < 15 ms  
Construction : Splashproof  
Weight : < 100 g

## ENVIRONMENTAL CHARACTERISTICS

Operating temperature range : -40°C to +85°C  
Storage temperature range : -55°C to +85°C

(\* Average power at 25°C per RF Path)

(\*\* At 25° C ±10%)

(\*\*\* Nominal voltage ; 25° C)



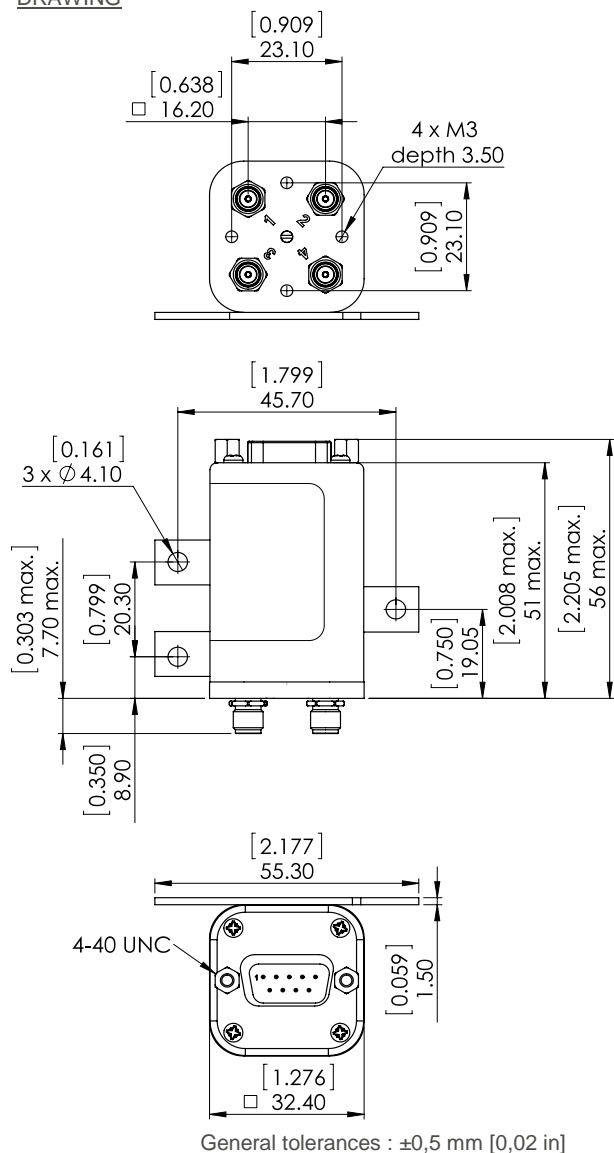
PAGE 2/2

ISSUE 06-02-18

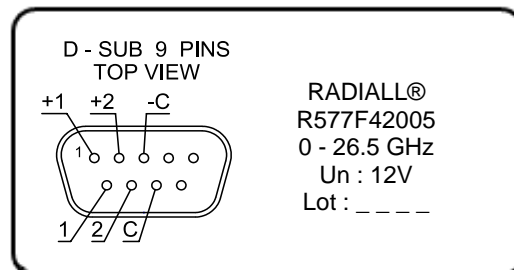
SERIE : DPDT

PART NUMBER : R577F42005

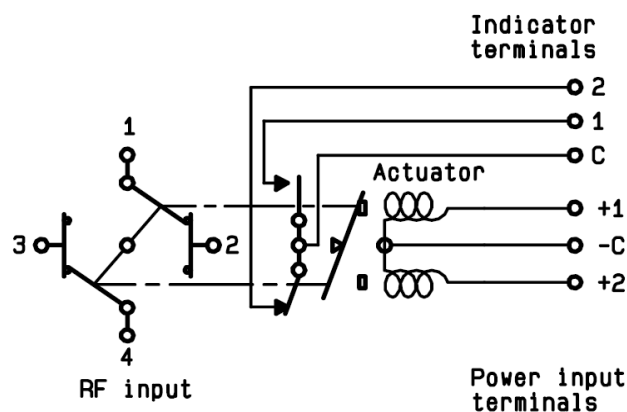
DRAWING



**LABEL**



SCHEMATIC DIAGRAM



Voltage	RF Continuity	Ind.
-C +1	1 ↔ 3 / 2 ↔ 4	C.1
-C +2	1 ↔ 2 / 3 ↔ 4	C.2