

PAGE 1/2

ISSUE 12-09-22

SERIE : DPDT

PART NUMBER : R577F32007

## RF CHARACTERISTICS

Frequency range : 0 - 26.5 GHz

Impedance : 50 Ohms

Frequency (GHz)	DC - 3	3 - 8	8 - 12.4	12.4 - 18	18 - 26.5
VSWR max	1.20	1.30	1.40	1.50	1.70
Insertion loss max	0.20 dB	0.30 dB	0.40 dB	0.50 dB	0.70 dB
Isolation min	80 dB	70 dB	65 dB	60 dB	50 dB
Average power (*)	240 W	150 W	120 W	100 W	40 W

## ELECTRICAL CHARACTERISTICS

Actuator : LATCHING

Nominal current \*\* : 320 mA

Actuator voltage (Vcc) : 12V (10.2 to 13V) / NEGATIVE COMMON

Terminals : 9 pins D-SUB male connector

## MECHANICAL CHARACTERISTICS

Connectors : SMA female per MIL-C 39012

Life : 2.5 million cycles

Switching Time\*\*\* : < 15 ms

Construction : Splashproof

Weight : < 100 g

## ENVIRONMENTAL CHARACTERISTICS

Operating temperature range : -40°C to +85°C

Storage temperature range : -55°C to +85°C

(\* Average power at 25°C per RF Path)

(\*\* At 25° C ±10%)

(\*\*\* Nominal voltage ; 25° C)



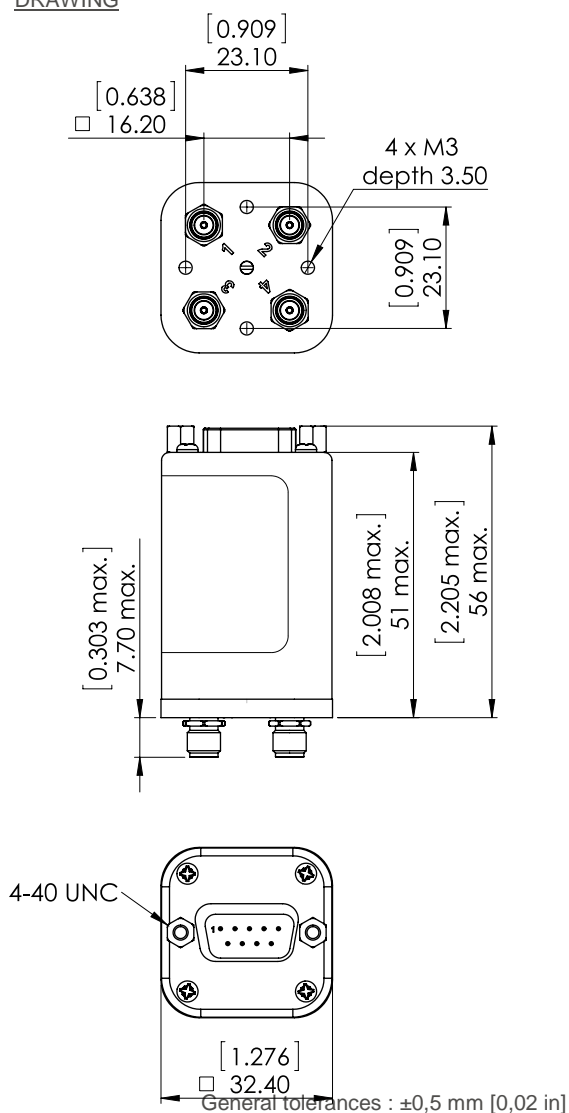
PAGE **2/2**

ISSUE **12-09-22**

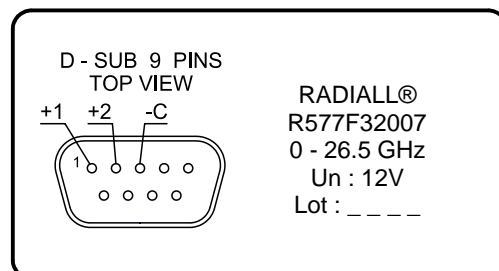
SERIE : **DPDT**

PART NUMBER : **R577F32007**

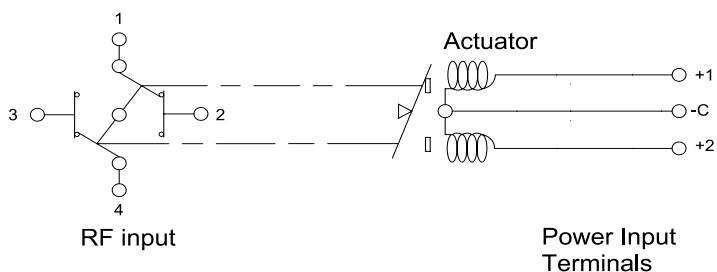
DRAWING



**LABEL**



SCHEMATIC DIAGRAM



Voltage	RF Continuity
-C +1	1 ↔ 3 / 2 ↔ 4
-C +2	1 ↔ 2 / 3 ↔ 4