

PAGE 1/2

ISSUE 22-03-22

SERIE : DPDT

PART NUMBER : R577E13000

## RF CHARACTERISTICS

Frequency range : 0 - 6 GHz  
Impedance : 50 Ohms

Frequency (GHz)	DC - 3	3 - 6
VSWR max	1.20	1.30
Insertion loss max	0.20 dB	0.30 dB
Isolation min	80 dB	70 dB
Average power (*)	240 W	170 W

## ELECTRICAL CHARACTERISTICS

Actuator : FAILSAFE  
Nominal current \*\* : 140 mA  
Actuator voltage (Vcc) : 28V (24 to 30V)  
Terminals : solder pins (250°C max. / 30 sec.)

## MECHANICAL CHARACTERISTICS

Connectors : QMA female per MIL-C 39012  
Life : 2.5 million cycles  
Switching Time\*\*\* : < 15 ms  
Construction : Splashproof  
Weight : < 100 g

## ENVIRONMENTAL CHARACTERISTICS

Operating temperature range : -40°C to +85°C  
Storage temperature range : -55°C to +85°C

(\* Average power at 25°C per RF Path)

(\*\* At 25° C ±10%)

(\*\*\* Nominal voltage ; 25° C)



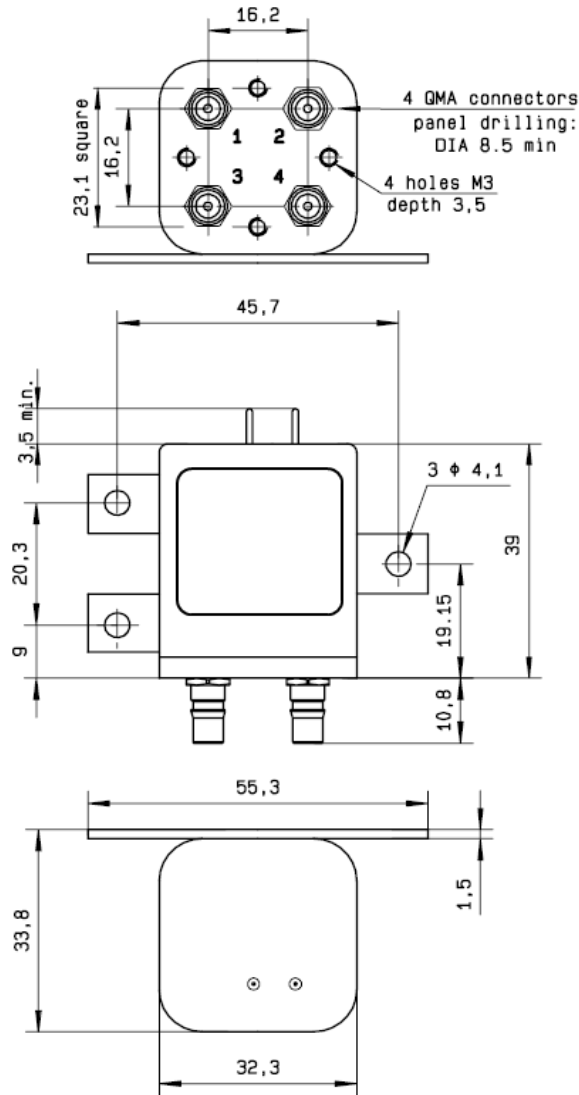
PAGE 2/2

ISSUE 22-03-22

SERIE : DPDT

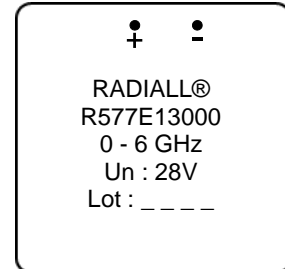
PART NUMBER : **R577E13000**

DRAWING



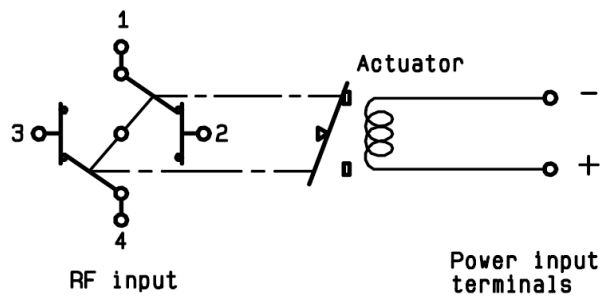
General tolerances :  $\pm 0,5$  mm [0,02 in]

**LABEL**



SCHEMATIC DIAGRAM

**Position : De energized**



Voltage	RF Continuity
energized	1 ↔ 3 / 2 ↔ 4
De-energized	1 ↔ 2 / 3 ↔ 4