

PAGE 1/2

ISSUE 09-04-19

SERIE : DPDT

PART NUMBER : R577E12107

RF CHARACTERISTICS

Frequency range : 0 - 6 GHz
Impedance : 50 Ohms

Frequency (GHz)	DC - 3	3 - 6
VSWR max	1.20	1.30
Insertion loss max	0.20 dB	0.30 dB
Isolation min	80 dB	70 dB
Average power (*)	240 W	170 W

ELECTRICAL CHARACTERISTICS

Actuator : FAILSAFE
Nominal current ** : 340 mA
Actuator voltage (Vcc) : 12V (10.2 to 13V)
Terminals : 9 pins D-SUB male connector
TTL inputs (E) - High level : 2.2 to 5.5 V / 800µA at 5.5 V
- Low level : 0 to 0.8 V / 20µA at 0.8 V

MECHANICAL CHARACTERISTICS

Connectors : QMA female per MIL-C 39012
Life : 2.5 million cycles
Switching Time*** : < 15 ms
Construction : Splashproof
Weight : < 100 g

ENVIRONMENTAL CHARACTERISTICS

Operating temperature range : -40°C to +85°C
Storage temperature range : -55°C to +85°C

(* Average power at 25°C per RF Path)

(** At 25° C ±10%)

(*** Nominal voltage ; 25° C)



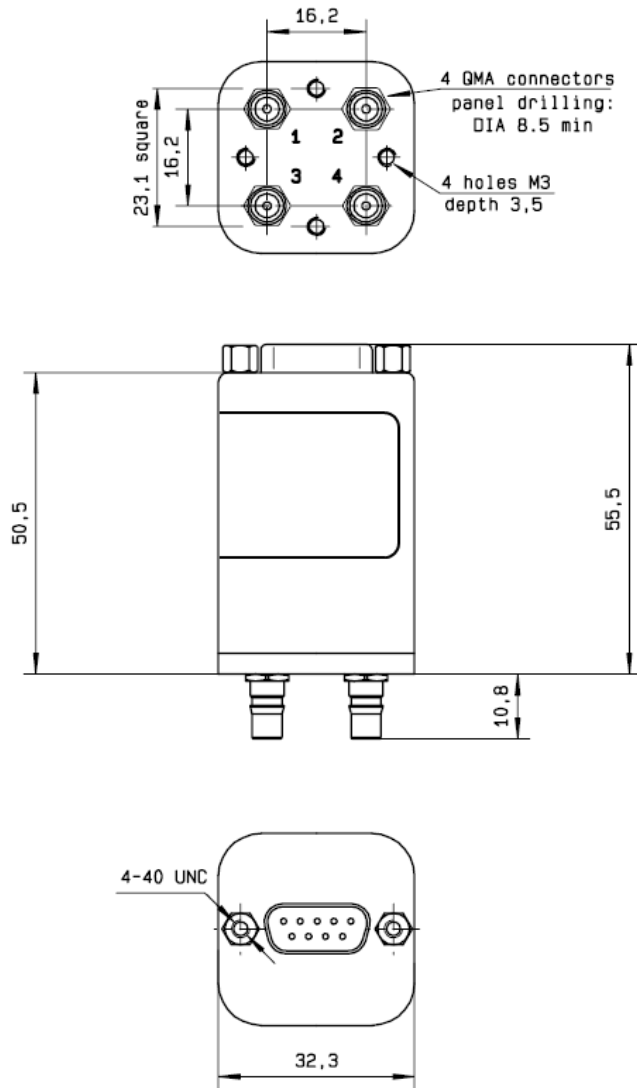
PAGE 2/2

ISSUE 09-04-19

SERIE : DPDT

PART NUMBER : R577E12107

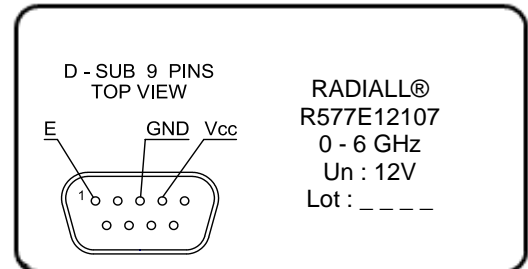
DRAWING



General tolerances : $\pm 0,5$ mm [0,02 in]

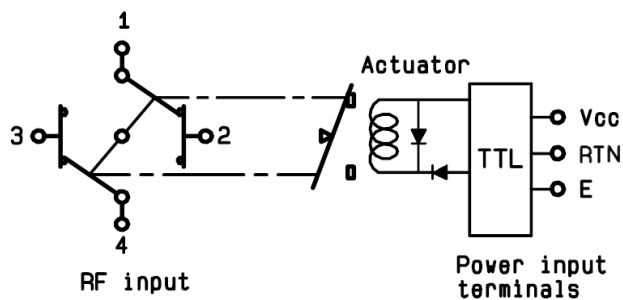


LABEL



SCHEMATIC DIAGRAM

Position : De energized



TTL input	RF Continuity
E = 1	1 ↔ 3 / 2 ↔ 4
E = 0	1 ↔ 2 / 3 ↔ 4