

PAGE **1/2**

ISSUE **22-03-22**

SERIE : **DPDT**

PART NUMBER : **R577923000**

## RF CHARACTERISTICS

Frequency range : **0 - 2.5 GHz**  
Impedance : **75 Ohms**

Frequency (GHz)	DC - 1	1 - 2.5
VSWR max	<b>1.20</b>	<b>1.30</b>
Insertion loss max	<b>0.20 dB</b>	<b>0.30 dB</b>
Isolation min	<b>80 dB</b>	<b>70 dB</b>
Average power (*)	<b>400 W</b>	<b>240 W</b>

## ELECTRICAL CHARACTERISTICS

Actuator : **FAILSAFE**  
Nominal current \*\* : **140 mA**  
Actuator voltage (Vcc) : **28V (24 to 30V)**  
Terminals : **solder pins (250°C max. / 30 sec.)**  
Indicator rating : **1 W / 30 V / 100 mA**

## MECHANICAL CHARACTERISTICS

Connectors : **1.6/5.6 female per IEC 169-13**  
Life : **2.5 million cycles**  
Switching Time\*\*\* : **< 15 ms**  
Construction : **Splashproof**  
Weight : **< 100 g**

## ENVIRONMENTAL CHARACTERISTICS

Operating temperature range : **-25°C to +70°C**  
Storage temperature range : **-40°C to +85°C**

(\* Average power at 25°C per RF Path)

(\*\* At 25° C ±10%)

(\*\*\* Nominal voltage ; 25° C)



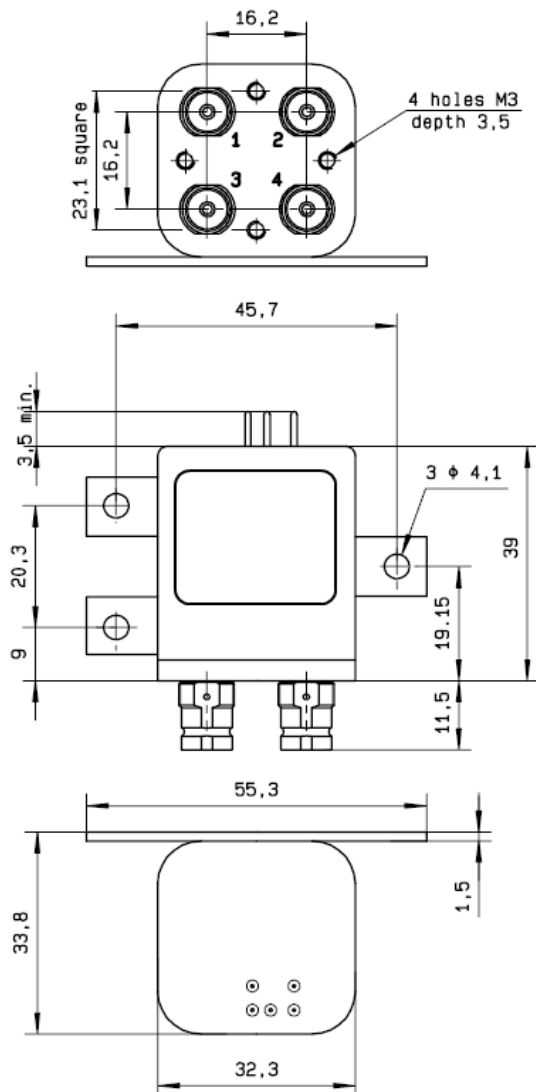
PAGE 2/2

ISSUE 22-03-22

SERIE : DPDT

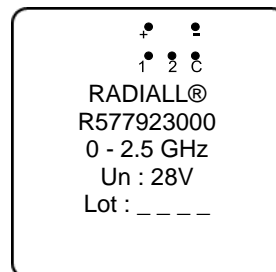
PART NUMBER : R577923000

DRAWING

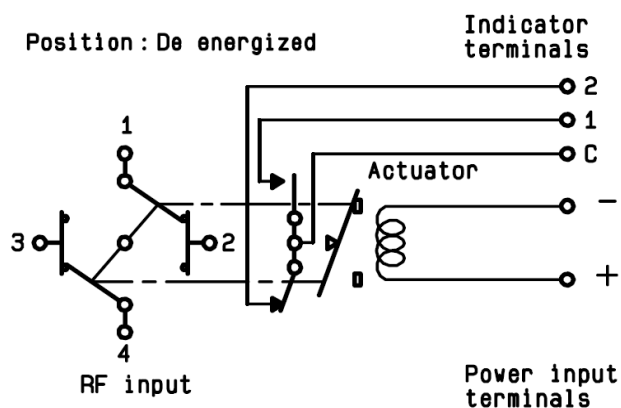


General tolerances :  $\pm 0,5$  mm [0,02 in]

**LABEL**



SCHEMATIC DIAGRAM



Voltage	RF Continuity	Ind.
energized	1 ↔ 3 / 2 ↔ 4	C.1
De-energized	1 ↔ 2 / 3 ↔ 4	C.2