

PAGE 1/2

ISSUE 22-03-22

SERIE : DPDT

PART NUMBER : R577852002

RF CHARACTERISTICS

Frequency range : 0 - 40 GHz
Impedance : 50 Ohms

Frequency (GHz)	DC - 6	6 - 12.4	12.4 - 18	18 - 26.5	26.5 - 40
VSWR max	1.30	1.40	1.50	1.70	1.90
Insertion loss max	0.30 dB	0.40 dB	0.50 dB	0.70 dB	0.80 dB
Isolation min	70 dB	60 dB	60 dB	55 dB	50 dB
Average power (*)	80 W	60 W	50 W	20 W	10 W

ELECTRICAL CHARACTERISTICS

Actuator : LATCHING
Nominal current ** : 320 mA
Actuator voltage (Vcc) : 12V (10.2 to 13V) / NEGATIVE COMMON
Terminals : solder pins (250°C max. / 30 sec.)
Self cut-off time : 40 ms < CT < 120 ms

MECHANICAL CHARACTERISTICS

Connectors : SMA 2.9 female per MIL-C 39012
Life : 2.5 million cycles
Switching Time*** : < 15 ms
Construction : Splashproof
Weight : < 100 g

ENVIRONMENTAL CHARACTERISTICS

Operating temperature range : -40°C to +85°C
Storage temperature range : -55°C to +85°C

(* Average power at 25°C per RF Path)

(** At 25° C ±10%)

(*** Nominal voltage ; 25° C)



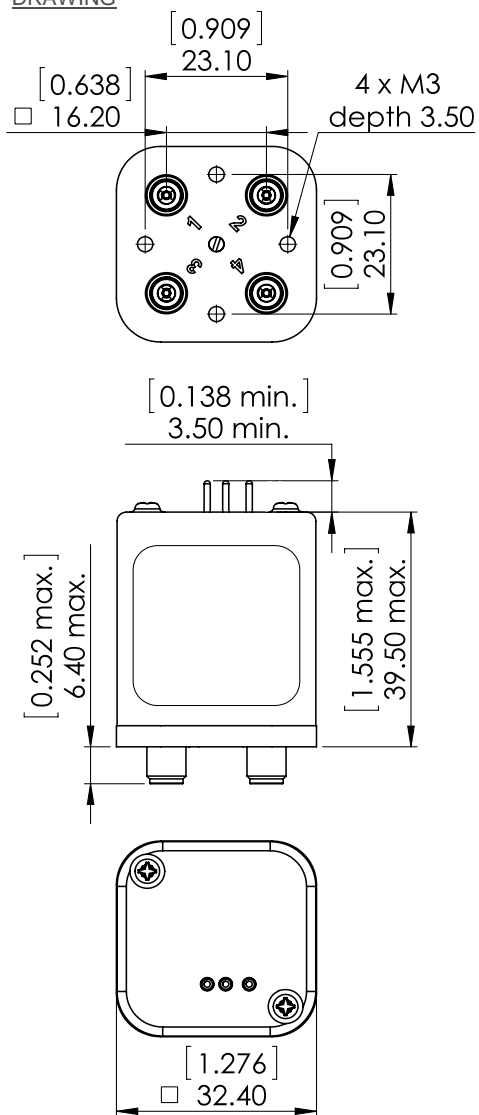
PAGE 2/2

ISSUE 22-03-22

SERIE : DPDT

PART NUMBER : R577852002

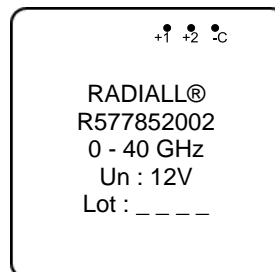
DRAWING



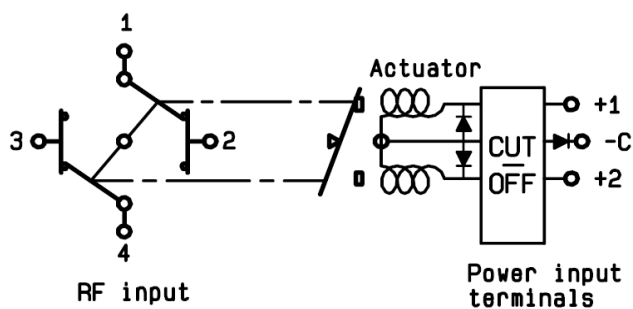
General tolerances : $\pm 0,5$ mm [0,02 in]



LABEL



SCHEMATIC DIAGRAM



Voltage	RF Continuity
-C +1	1 ↔ 3 / 2 ↔ 4
-C +2	1 ↔ 2 / 3 ↔ 4