

PAGE 1/2

ISSUE 22-03-22

SERIE : DPDT

PART NUMBER : R577852000

## RF CHARACTERISTICS

Frequency range : 0 - 40 GHz

Impedance : 50 Ohms

Frequency (GHz)	DC - 6	6 - 12.4	12.4 - 18	18 - 26.5	26.5 - 40
VSWR max	1.30	1.40	1.50	1.70	1.90
Insertion loss max	0.30 dB	0.40 dB	0.50 dB	0.70 dB	0.80 dB
Isolation min	70 dB	60 dB	60 dB	55 dB	50 dB
Average power (*)	80 W	60 W	50 W	20 W	10 W

## ELECTRICAL CHARACTERISTICS

Actuator : LATCHING

Nominal current \*\* : 320 mA

Actuator voltage (Vcc) : 12V (10.2 to 13V) / NEGATIVE COMMON

Terminals : solder pins (250°C max. / 30 sec.)

Self cut-off time : 40 ms &lt; CT &lt; 120 ms

## MECHANICAL CHARACTERISTICS

Connectors : SMA 2.9 female per MIL-C 39012

Life : 2.5 million cycles

Switching Time\*\*\* : &lt; 15 ms

Construction : Splashproof

Weight : &lt; 100 g

## ENVIRONMENTAL CHARACTERISTICS

Operating temperature range : -40°C to +85°C

Storage temperature range : -55°C to +85°C

(\*) Average power at 25°C per RF Path)

(\*\* At 25° C ±10%)

(\*\*\*) Nominal voltage ; 25° C)



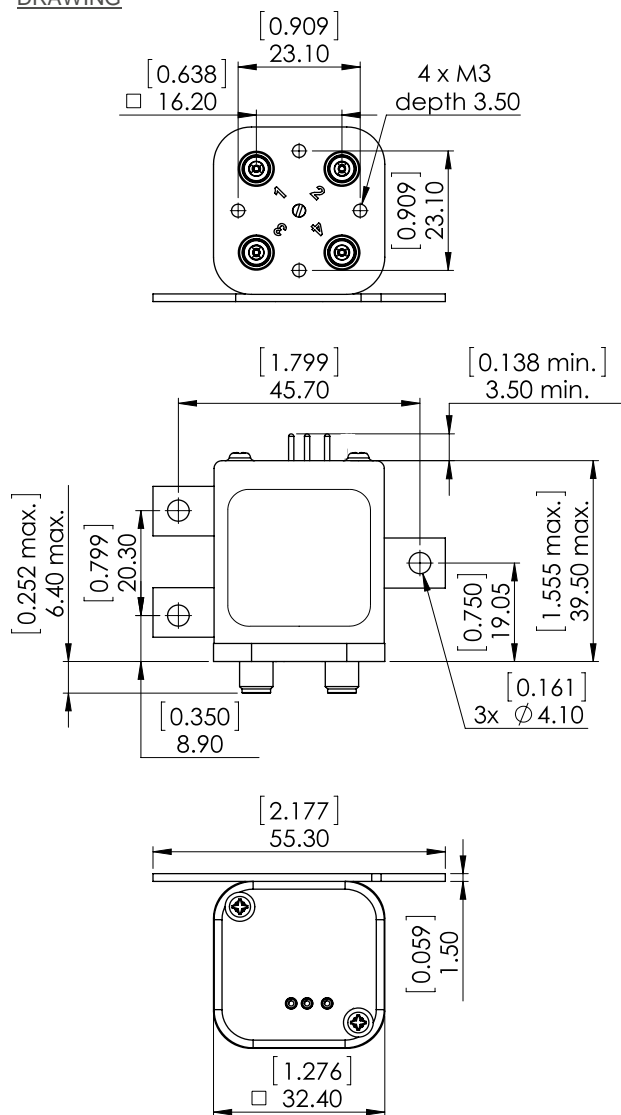
PAGE 2/2

ISSUE 22-03-22

SERIE : DPDT

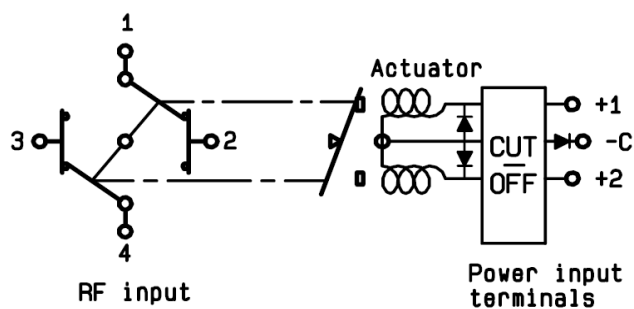
PART NUMBER : R577852000

DRAWING

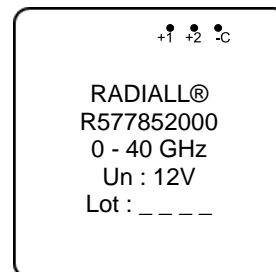


General tolerances : ±0,5 mm [0,02 in]

SCHEMATIC DIAGRAM



**LABEL**



Voltage	RF Continuity
-C +1	1 ↔ 3 / 2 ↔ 4
-C +2	1 ↔ 2 / 3 ↔ 4