

PAGE 1/2

ISSUE 22-03-22

SERIE : DPDT

PART NUMBER : R577843047

RF CHARACTERISTICS

Frequency range : 0 - 40 GHz
Impedance : 50 Ohms

| Frequency (GHz) | DC - 6 | 6 - 12.4 | 12.4 - 18 | 18 - 26.5 | 26.5 - 40 |
|--------------------|---------|----------|-----------|-----------|-----------|
| VSWR max | 1.30 | 1.40 | 1.50 | 1.70 | 1.90 |
| Insertion loss max | 0.30 dB | 0.40 dB | 0.50 dB | 0.70 dB | 0.80 dB |
| Isolation min | 70 dB | 60 dB | 60 dB | 55 dB | 50 dB |
| Average power (*) | 80 W | 60 W | 50 W | 20 W | 10 W |

ELECTRICAL CHARACTERISTICS

Actuator : LATCHING
Nominal current ** : 125 mA
Actuator voltage (Vcc) : 28V (24 to 30V) / POSITIVE COMMON
Terminals : 9 pins D-SUB male connector
Indicator rating : 1 W / 30 V / 100 mA

MECHANICAL CHARACTERISTICS

Connectors : SMA 2.9 female per MIL-C 39012
Life : 2.5 million cycles
Switching Time*** : < 15 ms
Construction : Splashproof
Weight : < 100 g

ENVIRONMENTAL CHARACTERISTICS

Operating temperature range : -40°C to +85°C
Storage temperature range : -55°C to +85°C

(* Average power at 25°C per RF Path)

(** At 25° C ±10%)

(*** Nominal voltage ; 25° C)



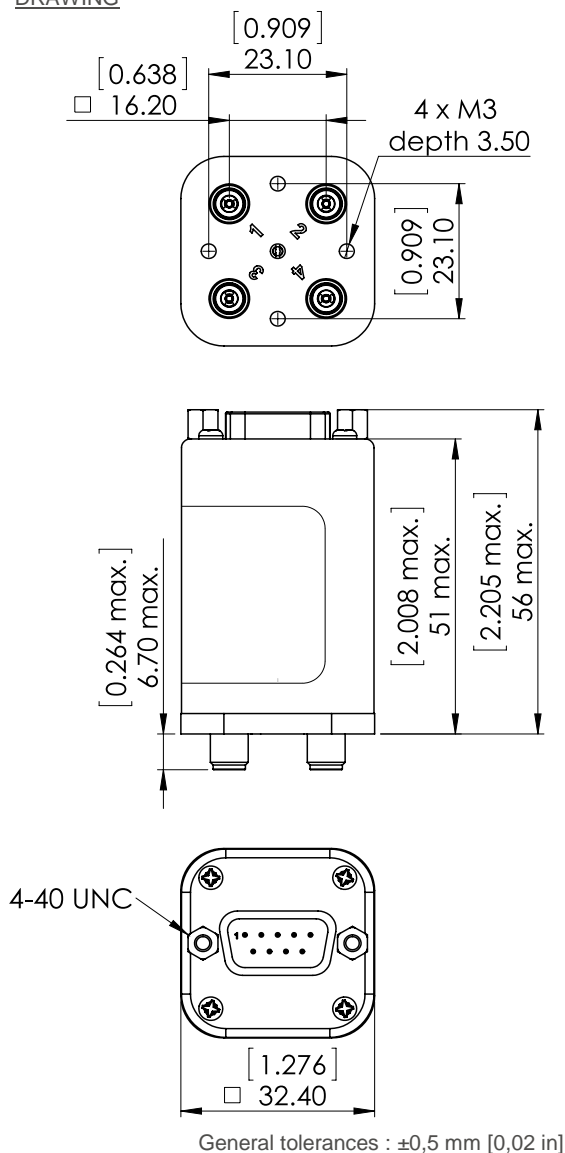
PAGE 2/2

ISSUE 22-03-22

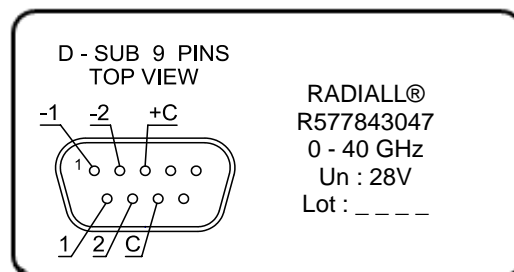
SERIE : DPDT

PART NUMBER : R577843047

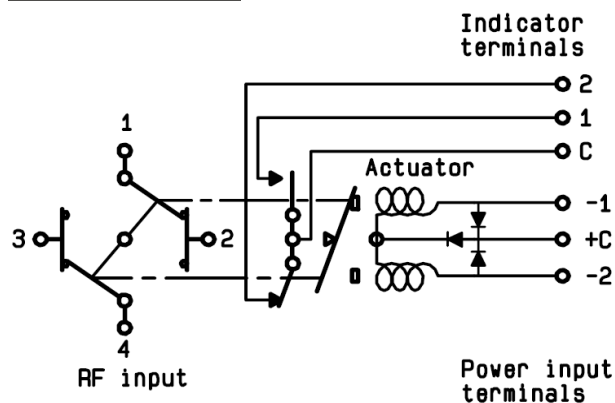
DRAWING



LABEL



SCHEMATIC DIAGRAM



| Voltage | RF Continuity | Ind. |
|---------|---------------|------|
| +C -1 | 1 ↔ 3 / 2 ↔ 4 | C.1 |
| +C -2 | 1 ↔ 2 / 3 ↔ 4 | C.2 |