

PAGE 1/2

ISSUE 22-03-22

SERIE : DPDT

PART NUMBER : R577833047

RF CHARACTERISTICS

Frequency range : 0 - 40 GHz

Impedance : 50 Ohms

Frequency (GHz)	DC - 6	6 - 12.4	12.4 - 18	18 - 26.5	26.5 - 40
VSWR max	1.30	1.40	1.50	1.70	1.90
Insertion loss max	0.30 dB	0.40 dB	0.50 dB	0.70 dB	0.80 dB
Isolation min	70 dB	60 dB	60 dB	55 dB	50 dB
Average power (*)	80 W	60 W	50 W	20 W	10 W

ELECTRICAL CHARACTERISTICS

Actuator : LATCHING

Nominal current ** : 125 mA

Actuator voltage (Vcc) : 28V (24 to 30V) / POSITIVE COMMON

Terminals : 9 pins D-SUB male connector

MECHANICAL CHARACTERISTICS

Connectors : SMA 2.9 female per MIL-C 39012

Life : 2.5 million cycles

Switching Time*** : < 15 ms

Construction : Splashproof

Weight : < 100 g

ENVIRONMENTAL CHARACTERISTICS

Operating temperature range : -40°C to +85°C

Storage temperature range : -55°C to +85°C

(*) Average power at 25°C per RF Path)

(**) At 25° C ±10%)

(***) Nominal voltage ; 25° C)



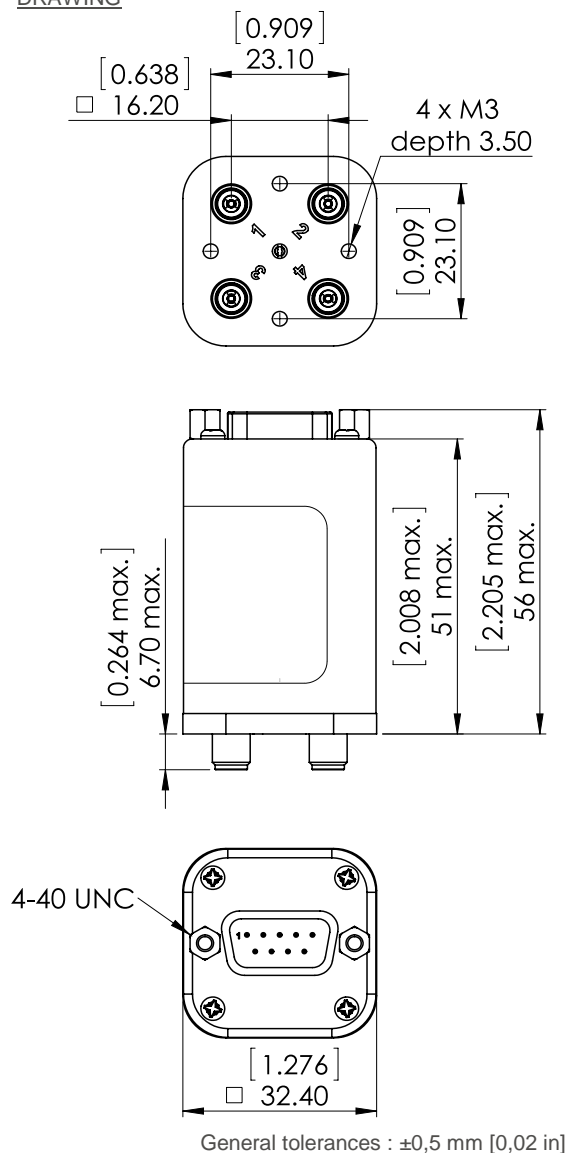
PAGE 2/2

ISSUE 22-03-22

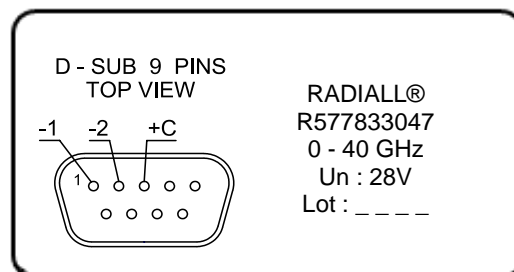
SERIE : DPDT

PART NUMBER : R577833047

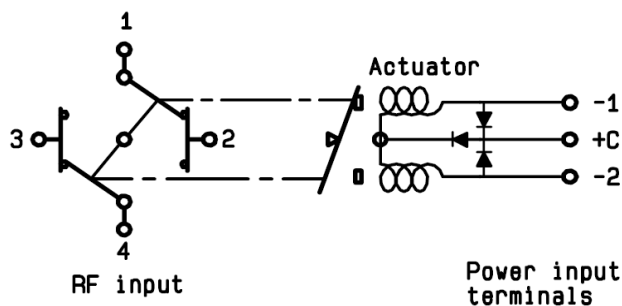
DRAWING



LABEL



SCHEMATIC DIAGRAM



Voltage	RF Continuity
+C -1	1 ↔ 3 / 2 ↔ 4
+C -2	1 ↔ 2 / 3 ↔ 4