

PAGE 1/2

ISSUE 12-09-22

SERIE : DPDT

PART NUMBER : R577533000

## RF CHARACTERISTICS

Frequency range : 0 - 3 GHz  
Impedance : 50 Ohms

Frequency (GHz)	DC - 1	1 - 2	2 - 3
VSWR max	1.15	1.20	1.25
Insertion loss max	0.15 dB	0.20 dB	0.25 dB
Isolation min	85 dB	80 dB	75 dB
Average power (*)	700 W	500 W	400 W

## ELECTRICAL CHARACTERISTICS

Actuator : LATCHING  
Nominal current \*\* : 125 mA  
Actuator voltage (Vcc) : 28V (24 to 30V) / NEGATIVE COMMON  
Terminals : solder pins (250°C max. / 30 sec.)

## MECHANICAL CHARACTERISTICS

Connectors : TNC female per MIL-C 39012  
Life : 2.5 million cycles  
Switching Time\*\*\* : < 15 ms  
Construction : Splashproof  
Weight : < 215 g

## ENVIRONMENTAL CHARACTERISTICS

Operating temperature range : -40°C to +85°C  
Storage temperature range : -55°C to +85°C

(\* Average power at 25°C per RF Path)

(\*\* At 25° C ±10%)

(\*\*\* Nominal voltage ; 25° C)



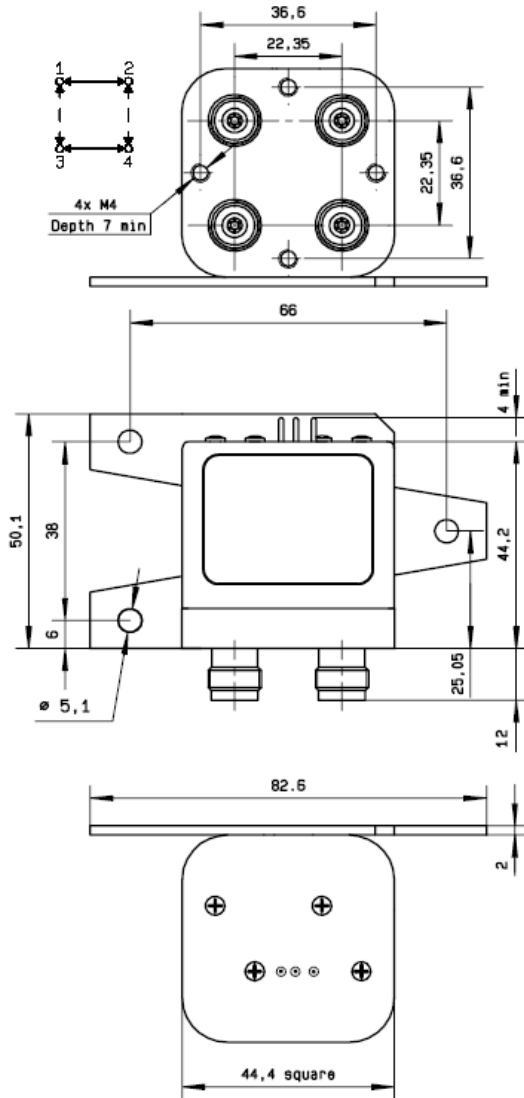
PAGE 2/2

ISSUE 12-09-22

SERIE : DPDT

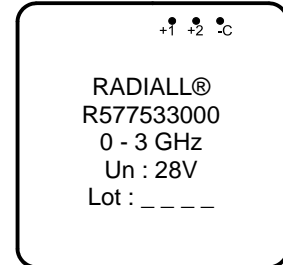
PART NUMBER : R577533000

DRAWING

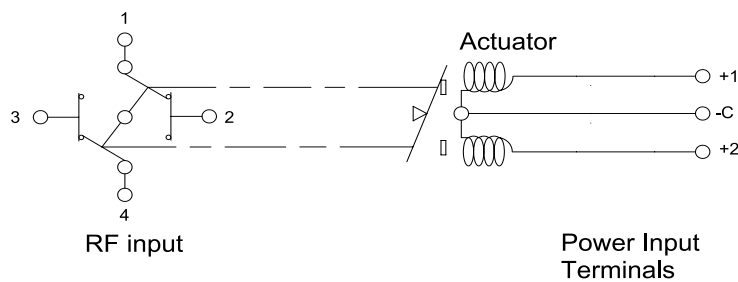


General tolerances :  $\pm 0,5$  mm [0,02 in]

**LABEL**



SCHEMATIC DIAGRAM



Voltage	RF Continuity
-C +1	1 ↔ 3 / 2 ↔ 4
-C +2	1 ↔ 2 / 3 ↔ 4