

PAGE 1/2

ISSUE 06-02-18

SERIE : DPDT

PART NUMBER : R577442005

## RF CHARACTERISTICS

Frequency range : 0 - 18 GHz  
Impedance : 50 Ohms

Frequency (GHz)	DC - 3	3 - 8	8 - 12.4	12.4 - 18
VSWR max	1.20	1.30	1.40	1.50
Insertion loss max	0.20 dB	0.30 dB	0.40 dB	0.50 dB
Isolation min	80 dB	70 dB	65 dB	60 dB
Average power (*)	240 W	150 W	120 W	100 W

## ELECTRICAL CHARACTERISTICS

Actuator : LATCHING  
Nominal current \*\* : 320 mA  
Actuator voltage (Vcc) : 12V (10.2 to 13V) / NEGATIVE COMMON  
Terminals : 9 pins D-SUB male connector  
Indicator rating : 1 W / 30 V / 100 mA

## MECHANICAL CHARACTERISTICS

Connectors : SMA female per MIL-C 39012  
Life : 2.5 million cycles  
Switching Time\*\*\* : < 15 ms  
Construction : Splashproof  
Weight : < 100 g

## ENVIRONMENTAL CHARACTERISTICS

Operating temperature range : -40°C to +85°C  
Storage temperature range : -55°C to +85°C

(\* Average power at 25°C per RF Path)

(\*\* At 25° C ±10%)

(\*\*\* Nominal voltage ; 25° C)



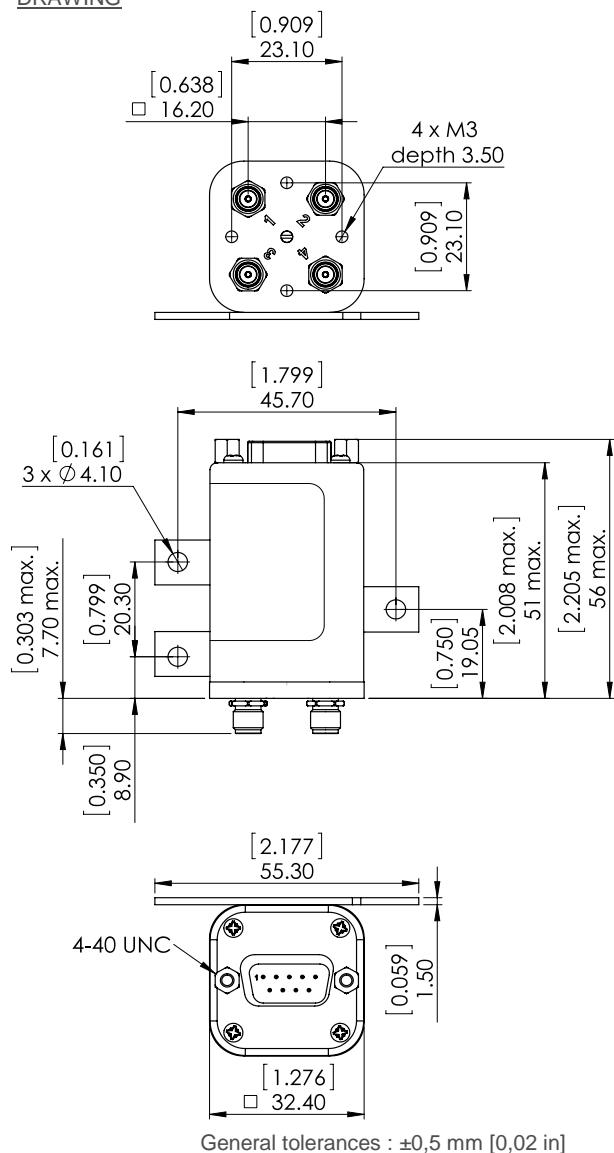
PAGE 2/2

ISSUE 06-02-18

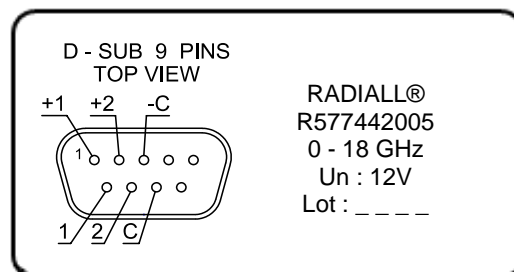
SERIE : DPDT

PART NUMBER : R577442005

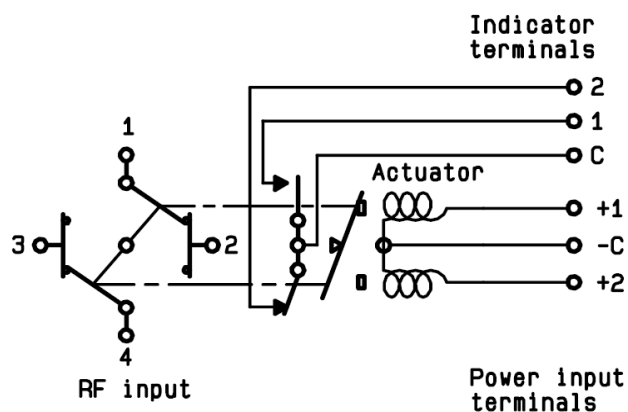
DRAWING



**LABEL**



SCHEMATIC DIAGRAM



Voltage	RF Continuity	Ind.
-C +1	1 ↔ 3 / 2 ↔ 4	C.1
-C +2	1 ↔ 2 / 3 ↔ 4	C.2