

PAGE 1/2

ISSUE 12-09-22

SERIE : DPDT

PART NUMBER : R577433047

RF CHARACTERISTICS

Frequency range : 0 - 18 GHz
Impedance : 50 Ohms

Frequency (GHz)	DC - 3	3 - 8	8 - 12.4	12.4 - 18
VSWR max	1.20	1.30	1.40	1.50
Insertion loss max	0.20 dB	0.30 dB	0.40 dB	0.50 dB
Isolation min	80 dB	70 dB	65 dB	60 dB
Average power (*)	240 W	150 W	120 W	100 W

ELECTRICAL CHARACTERISTICS

Actuator : LATCHING
Nominal current ** : 125 mA
Actuator voltage (Vcc) : 28V (24 to 30V) / POSITIVE COMMON
Terminals : 9 pins D-SUB male connector

MECHANICAL CHARACTERISTICS

Connectors : SMA female per MIL-C 39012
Life : 2.5 million cycles
Switching Time*** : < 15 ms
Construction : Splashproof
Weight : < 100 g

ENVIRONMENTAL CHARACTERISTICS

Operating temperature range : -40°C to +85°C
Storage temperature range : -55°C to +85°C

(* Average power at 25°C per RF Path)
(** At 25° C ±10%)
(*** Nominal voltage ; 25° C)



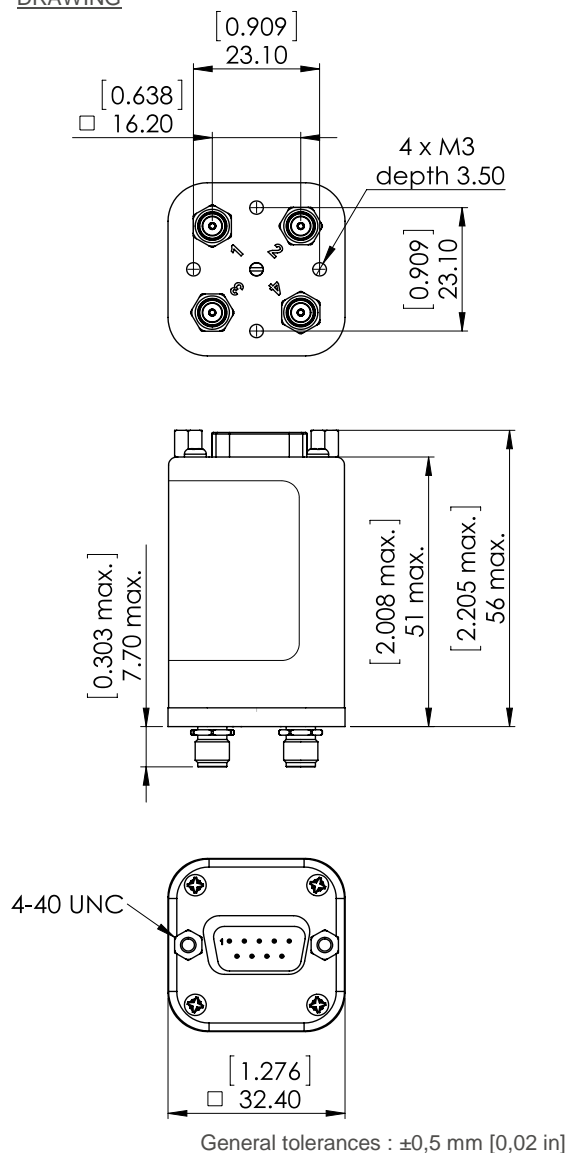
PAGE **2/2**

ISSUE **12-09-22**

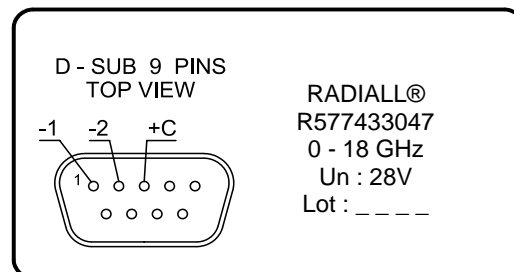
SERIE : **DPDT**

PART NUMBER : **R577433047**

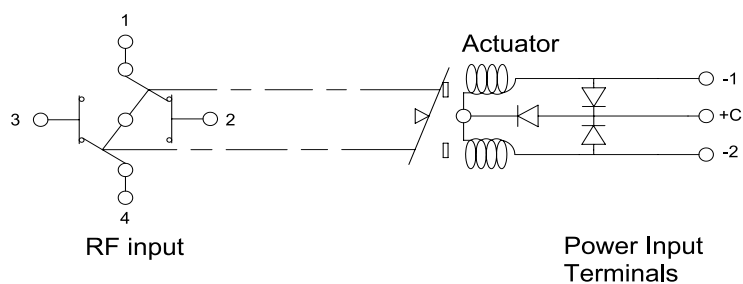
DRAWING



LABEL



SCHEMATIC DIAGRAM



Voltage	RF Continuity
+C -1	1 ↔ 3 / 2 ↔ 4
+C -2	1 ↔ 2 / 3 ↔ 4