

PAGE 1/2

ISSUE 06-02-18

SERIE : DPDT

PART NUMBER : R577433005LP

RF CHARACTERISTICS

Frequency range : 0 - 18 GHz
Impedance : 50 Ohms

Frequency (GHz)	DC - 3	3 - 8	8 - 12.4	12.4 - 18
VSWR max	1.20	1.30	1.40	1.50
Insertion loss max	0.20 dB	0.30 dB	0.40 dB	0.50 dB
Isolation min	80 dB	70 dB	65 dB	60 dB
Average power (*)	240 W	150 W	120 W	100 W

Passive intermodulation	
Tone 1	1810 MHz, approximately 43 dBm
Tone 2	1850 MHz, approximately 43 dBm
3 rd order PIM	- 160 dBc at 1770 MHz

Depending on application, carrier powers and frequencies, PIM measurements can vary.
PIM testing is not measured during product acceptance test.

ELECTRICAL CHARACTERISTICS

Actuator : LATCHING
Nominal current ** : 125 mA
Actuator voltage (Vcc) : 28V (24 to 30V) / NEGATIVE COMMON
Terminals : 9 pins D-SUB male connector

MECHANICAL CHARACTERISTICS

Connectors***** : SMA female per MIL-C 39012
Life : 2 million cycles
Switching Time*** : < 15 ms
Construction : Splashproof
Weight : < 100 g

ENVIRONMENTAL CHARACTERISTICS

Operating temperature range : -25°C to +70°C
Storage temperature range : -55°C to +85°C

- (*) Average power at 25°C per RF Path)
(**) At 25° C ±10%)
(***) Nominal voltage ; 25° C)
(****) Recommended mating torque: 80-120 N.cm)



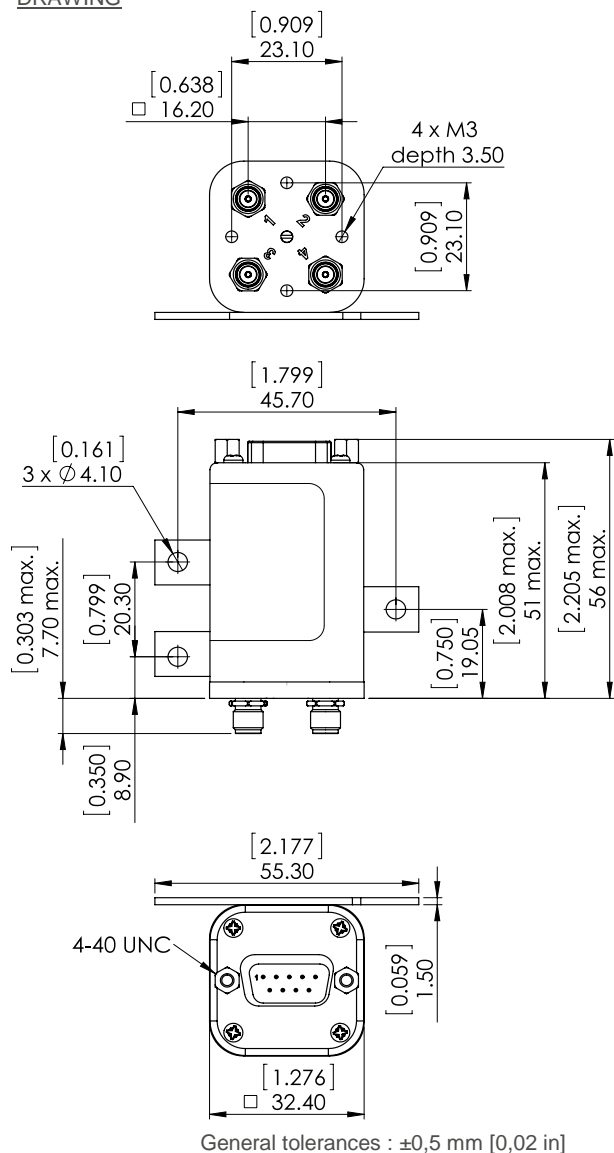
PAGE **2/2**

ISSUE **06-02-18**

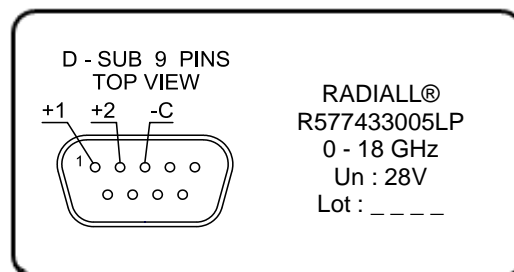
SERIE : **DPDT**

PART NUMBER : **R577433005LP**

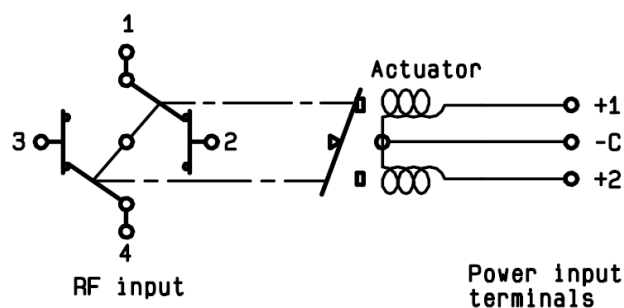
DRAWING



LABEL



SCHEMATIC DIAGRAM



Voltage	RF Continuity
-C +1	1 ↔ 3 / 2 ↔ 4
-C +2	1 ↔ 2 / 3 ↔ 4