

PAGE 1/2

ISSUE 22-03-22

SERIE : DPDT

PART NUMBER : R577432030

RF CHARACTERISTICS

Frequency range : 0 - 18 GHz
Impedance : 50 Ohms

| Frequency (GHz) | DC - 3 | 3 - 8 | 8 - 12.4 | 12.4 - 18 |
|--------------------|---------|---------|----------|-----------|
| VSWR max | 1.20 | 1.30 | 1.40 | 1.50 |
| Insertion loss max | 0.20 dB | 0.30 dB | 0.40 dB | 0.50 dB |
| Isolation min | 80 dB | 70 dB | 65 dB | 60 dB |
| Average power (*) | 240 W | 150 W | 120 W | 100 W |

ELECTRICAL CHARACTERISTICS

Actuator : LATCHING
Nominal current ** : 320 mA
Actuator voltage (Vcc) : 12V (10.2 to 13V) / NEGATIVE COMMON
Terminals : solder pins (250°C max. / 30 sec.)

MECHANICAL CHARACTERISTICS

Connectors : SMA female per MIL-C 39012
Life : 2.5 million cycles
Switching Time*** : < 15 ms
Construction : Splashproof
Weight : < 100 g

ENVIRONMENTAL CHARACTERISTICS

Operating temperature range : -40°C to +85°C
Storage temperature range : -55°C to +85°C

(* Average power at 25°C per RF Path)

(** At 25° C ±10%)

(*** Nominal voltage ; 25° C)



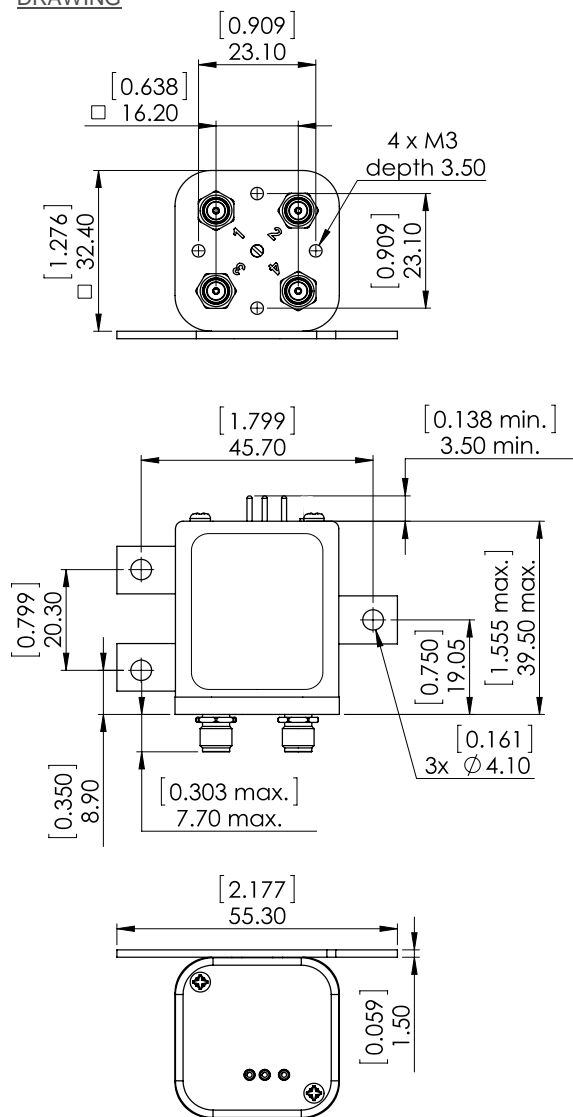
PAGE 2/2

ISSUE 22-03-22

SERIE : DPDT

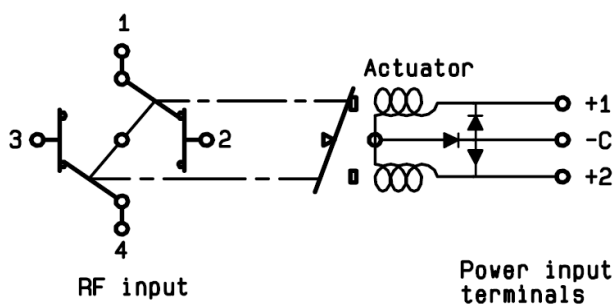
PART NUMBER : R577432030

DRAWING

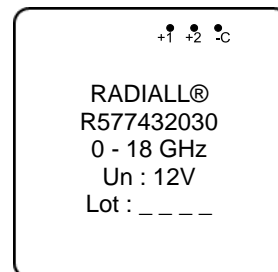


General tolerances : ±0,5 mm [0,02 in]

SCHEMATIC DIAGRAM



LABEL



| Voltage | RF Continuity |
|---------|---------------|
| -C +1 | 1 ↔ 3 / 2 ↔ 4 |
| -C +2 | 1 ↔ 2 / 3 ↔ 4 |