

PAGE 1/2

ISSUE 22-03-22

SERIE : DPDT

PART NUMBER : R577353100

## RF CHARACTERISTICS

Frequency range : 0 - 3 GHz  
Impedance : 50 Ohms

| Frequency (GHz)    | DC - 3  |
|--------------------|---------|
| VSWR max           | 1.20    |
| Insertion loss max | 0.20 dB |
| Isolation min      | 80 dB   |
| Average power (*)  | 240 W   |

## ELECTRICAL CHARACTERISTICS

Actuator : LATCHING  
Nominal current \*\* : 125 mA  
Actuator voltage (Vcc) : 28V (24 to 30V)  
Terminals : solder pins (250°C max. / 30 sec.)  
Self cut-off time : 40 ms < CT < 120 ms  
TTL inputs (E) - High level : 2.2 to 5.5 V / 800µA at 5.5 V  
- Low level : 0 to 0.8 V / 20µA at 0.8 V

## MECHANICAL CHARACTERISTICS

Connectors : SMA female per MIL-C 39012  
Life : 2.5 million cycles  
Switching Time\*\*\* : < 15 ms  
Construction : Splashproof  
Weight : < 100 g

## ENVIRONMENTAL CHARACTERISTICS

Operating temperature range : -40°C to +85°C  
Storage temperature range : -55°C to +85°C

(\*) Average power at 25°C per RF Path)

(\*\* At 25° C ±10%)

(\*\*\*) Nominal voltage ; 25° C)



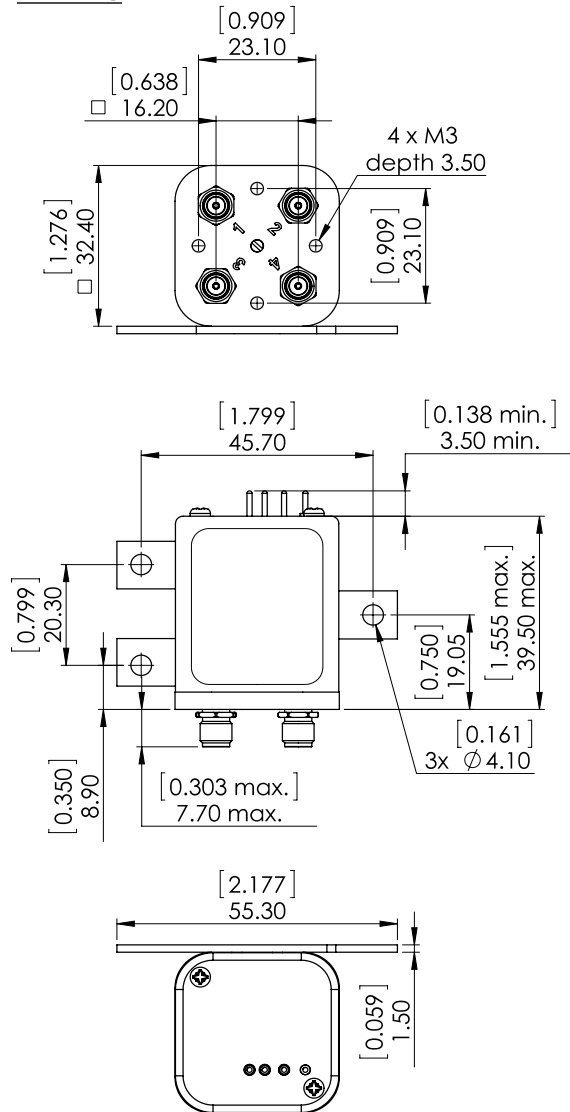
PAGE 2/2

ISSUE 22-03-22

SERIE : DPDT

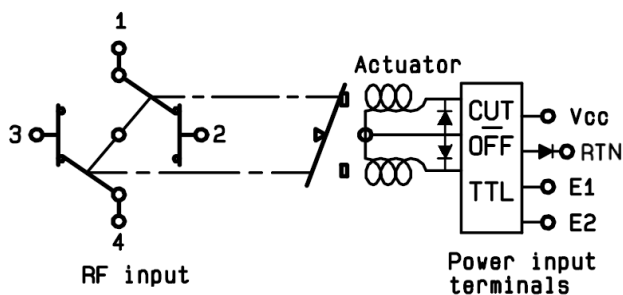
PART NUMBER : R577353100

DRAWING

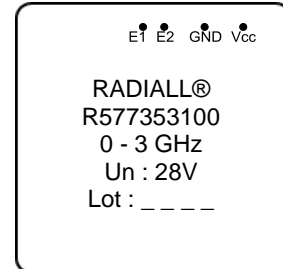


General tolerances :  $\pm 0,5$  mm [0,02 in]

SCHEMATIC DIAGRAM



**LABEL**



| TTL input   | RF Continuity |
|-------------|---------------|
| E1=1 / E2=0 | 1 ↔ 3 / 2 ↔ 4 |
| E1=0 / E2=1 | 1 ↔ 2 / 3 ↔ 4 |
| E1=0 / E2=0 | Memory        |
| E1=1 / E2=1 | Forbidden     |