

PAGE 1/2

ISSUE 06-02-18

SERIE : DPDT

PART NUMBER : R577143012

## RF CHARACTERISTICS

Frequency range : 0 - 12.4 GHz

Impedance : 50 Ohms

Frequency (GHz)	DC - 1	1 - 2	2 - 3	3 - 8	8 - 12.4
VSWR max	1.15	1.20	1.25	1.35	1.50
Insertion loss max	0.15 dB	0.20 dB	0.25 dB	0.35 dB	0.50 dB
Isolation min	85 dB	80 dB	75 dB	70 dB	60 dB
Average power (*)	700 W	500 W	400 W	250 W	200 W

## ELECTRICAL CHARACTERISTICS

Actuator : LATCHING

Nominal current \*\* : 125 mA

Actuator voltage (Vcc) : 28V (24 to 30V) / POSITIVE COMMON

Terminals : solder pins (250°C max. / 30 sec.)

Indicator rating : 1 W / 30 V / 100 mA

## MECHANICAL CHARACTERISTICS

Connectors : N female per MIL-C 39012

Life : 2.5 million cycles

Switching Time\*\*\* : < 15 ms

Construction : Splashproof

Weight : < 215 g

## ENVIRONMENTAL CHARACTERISTICS

Operating temperature range : -40°C to +85°C

Storage temperature range : -55°C to +85°C

(\* Average power at 25°C per RF Path)

(\*\* At 25° C ±10%)

(\*\*\* Nominal voltage ; 25° C)



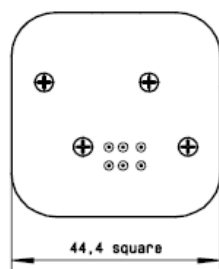
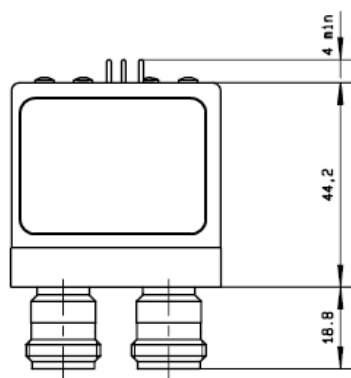
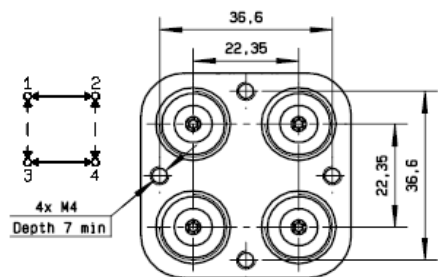
PAGE 2/2

ISSUE 06-02-18

SERIE : DPDT

PART NUMBER : **R577143012**

DRAWING

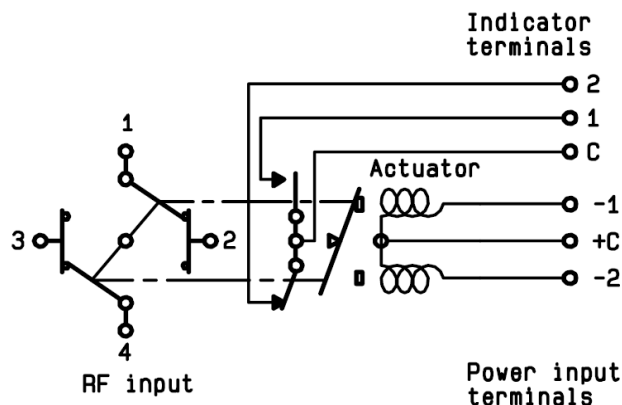


General tolerances :  $\pm 0,5$  mm [0,02 in]

**LABEL**

**RADIALl®**  
**R577143012**  
**0 - 12.4 GHz**  
**Un : 28V**  
**Lot : \_ \_ \_ \_**

SCHEMATIC DIAGRAM



Voltage	RF Continuity	Ind.
+C -1	1 ↔ 3 / 2 ↔ 4	C.1
+C -2	1 ↔ 2 / 3 ↔ 4	C.2