

PAGE 1/2

ISSUE 12-09-22

SERIE : DPDT

PART NUMBER : R577012102

## RF CHARACTERISTICS

Frequency range : 0 - 3 GHz  
Impedance : 50 Ohms

Frequency (GHz)	DC - 1	1 - 2	2 - 3
VSWR max	1.15	1.20	1.25
Insertion loss max	0.15 dB	0.20 dB	0.25 dB
Isolation min	85 dB	80 dB	75 dB
Average power (*)	700 W	500 W	400 W

## ELECTRICAL CHARACTERISTICS

Actuator : FAILSAFE  
Nominal current \*\* : 340 mA  
Actuator voltage (Vcc) : 12V (10.2 to 13V)  
Terminals : solder pins (250°C max. / 30 sec.)  
TTL inputs (E) - High level : 2.2 to 5.5 V / 800µA at 5.5 V  
- Low level : 0 to 0.8 V / 20µA at 0.8 V

## MECHANICAL CHARACTERISTICS

Connectors : N female per MIL-C 39012  
Life : 2.5 million cycles  
Switching Time\*\*\* : < 15 ms  
Construction : Splashproof  
Weight : < 215 g

## ENVIRONMENTAL CHARACTERISTICS

Operating temperature range : -40°C to +85°C  
Storage temperature range : -55°C to +85°C

(\*) Average power at 25°C per RF Path)

(\*\* At 25° C ±10%)

(\*\*\*) Nominal voltage ; 25° C)



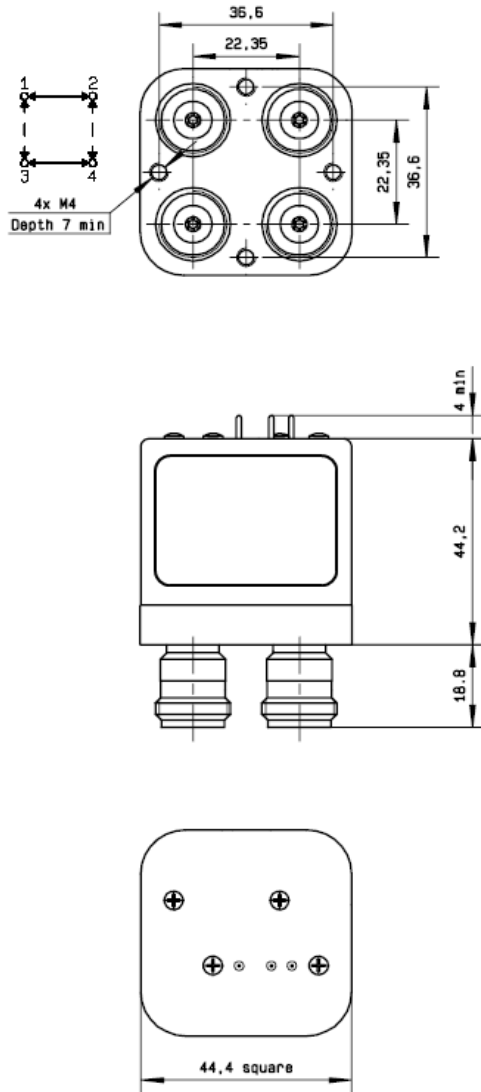
PAGE **2/2**

ISSUE **12-09-22**

SERIE : **DPDT**

PART NUMBER : **R577012102**

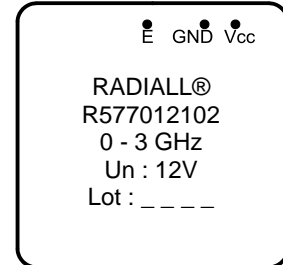
DRAWING



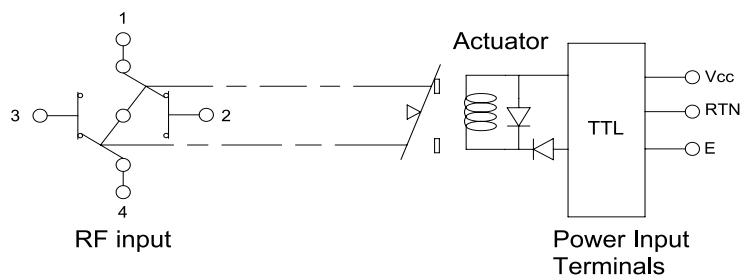
General tolerances :  $\pm 0,5$  mm [0,02 in]



**LABEL**



SCHEMATIC DIAGRAM



TTL input	RF Continuity
E = 1	1 ↔ 3 / 2 ↔ 4
E = 0	1 ↔ 2 / 3 ↔ 4