

PAGE 1/2

ISSUE 25-11-22

SERIE : SPnT

PART NUMBER : R574G92425

RF CHARACTERISTICS

Number of ways : 4
Frequency range : 0 - 18 GHz
Impedance : 50 Ohms

| Frequency (GHz) | DC - 3 | 3 - 8 | 8 - 12.4 | 12.4 - 18 |
|--------------------|---------|---------|----------|-----------|
| VSWR max | 1,20 | 1,30 | 1,40 | 1,50 |
| Insertion loss max | 0.20 dB | 0.30 dB | 0.40 dB | 0.50 dB |
| Isolation min | 80 dB | 70 dB | 60 dB | 60 dB |
| Average power (*) | 240 W | 150 W | 120 W | 100 W |

TERMINATION IMPEDANCE : 50 Ohms
TERM. AVG. POWER AT 25° C : 1 W per termination / 3 W total power

ELECTRICAL CHARACTERISTICS

Actuator : LATCHING
Nominal current ** : 640 mA
Actuator voltage (Vcc) : 12V (10.2 to 13V)
Terminals : 25 pins D-SUB male connector
Indicator rating : 1 W / 30 V / 100 mA
Self cut-off time : 40 ms < CT < 120 ms
TTL inputs (E) - High level : 2.2 to 5.5 V / 800µA at 5.5 V
- Low level : 0 to 0.8 V / 20µA at 0.8 V

MECHANICAL CHARACTERISTICS

Connectors : SMA female per MIL-C 39012
Life : 3 million cycles per position
Switching Time*** : < 40 ms
Construction : Splashproof
Weight : < 250 g

ENVIRONMENTAL CHARACTERISTICS

Operating temperature range : -40°C to +85°C
Storage temperature range : -55°C to +85°C

(* Average power at 25°C per RF Path)
(** At 25° C ±10%)
(*** Nominal voltage ; 25° C)



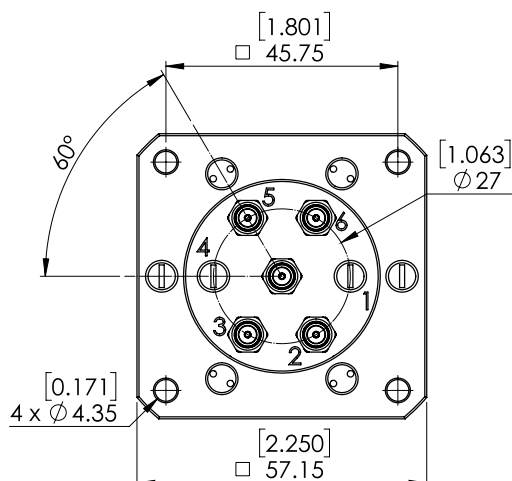
PAGE 2/2

ISSUE 25-11-22

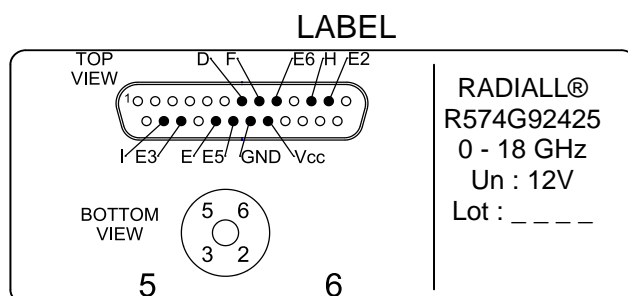
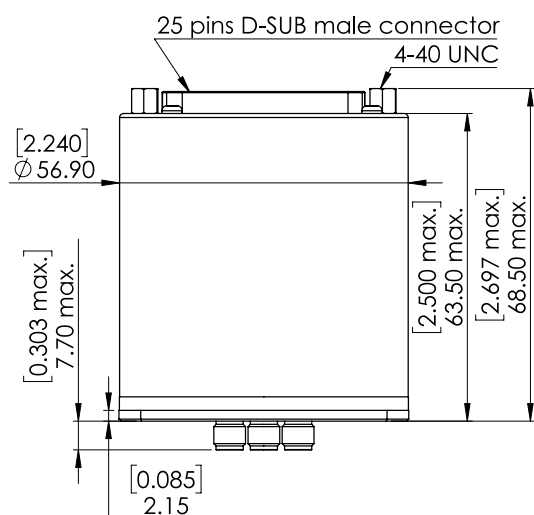
SERIE : SPnT

PART NUMBER : R574G92425

DRAWING



| TTL input | RF Continuity | Ind. |
|-----------|---------------|------|
| E2 = 1 | IN ↔ 2 | D.H |
| E3 = 1 | IN ↔ 3 | D.I |
| E5 = 1 | IN ↔ 5 | D.E |
| E6 = 1 | IN ↔ 6 | D.F |



General tolerances : ±0,5 mm [0,02 in]

SCHEMATIC DIAGRAM

