

PAGE **1/2**

ISSUE **25-11-22**

SERIE : **SPnT**

PART NUMBER : **R574G53605**

## RF CHARACTERISTICS

Number of ways : **6**  
 Frequency range : **0 - 18 GHz**  
 Impedance : **50 Ohms**

Frequency (GHz)	DC - 3	3 - 8	8 - 12.4	12.4 - 18
VSWR max	<b>1,20</b>	<b>1,30</b>	<b>1,40</b>	<b>1,50</b>
Insertion loss max	<b>0.20 dB</b>	<b>0.30 dB</b>	<b>0.40 dB</b>	<b>0.50 dB</b>
Isolation min	<b>80 dB</b>	<b>70 dB</b>	<b>60 dB</b>	<b>60 dB</b>
Average power (*)	<b>240 W</b>	<b>150 W</b>	<b>120 W</b>	<b>100 W</b>

TERMINATION IMPEDANCE : **50 Ohms**  
 TERM. AVG. POWER AT 25° C : **1 W per termination / 3 W total power**

## ELECTRICAL CHARACTERISTICS

Actuator : **LATCHING**  
 Nominal current \*\* : **125 mA / RESET : 750 mA \*\*\*\***  
 Actuator voltage (Vcc) : **28V (24 to 30V) / NEGATIVE COMMON**  
 Terminals : **25 pins D-SUB male connector**  
 Indicator rating : **1 W / 30 V / 100 mA**  
 Self cut-off time : **40 ms < CT < 120 ms**

## MECHANICAL CHARACTERISTICS

Connectors : **SMA female per MIL-C 39012**  
 Life : **3 million cycles per position**  
 Switching Time\*\*\* : **< 15 ms**  
 Construction : **Splashproof**  
 Weight : **< 250 g**

## ENVIRONMENTAL CHARACTERISTICS

Operating temperature range : **-40°C to +85°C**  
 Storage temperature range : **-55°C to +85°C**

- (\*) Average power at 25°C per RF Path)  
 (\*\*) At 25° C ±10%)  
 (\*\*\*) Nominal voltage ; 25° C)  
 (\*\*\*\*) Reset : supply voltage time 1sec. max. / duty cycle 10%)



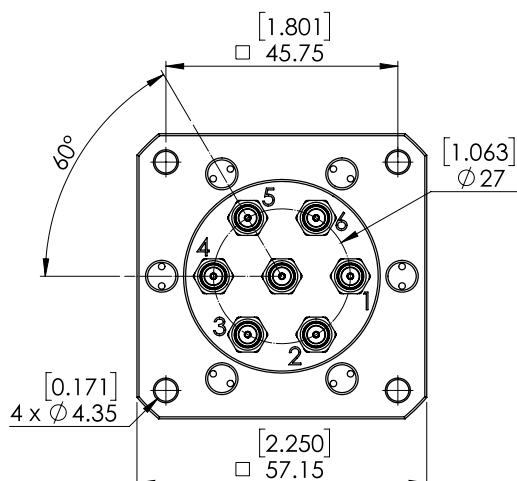
PAGE 2/2

ISSUE 25-11-22

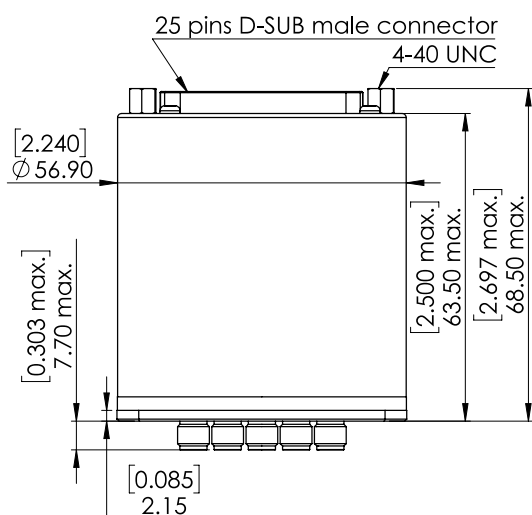
SERIE : SPnT

PART NUMBER : R574G53605

# DRAWING

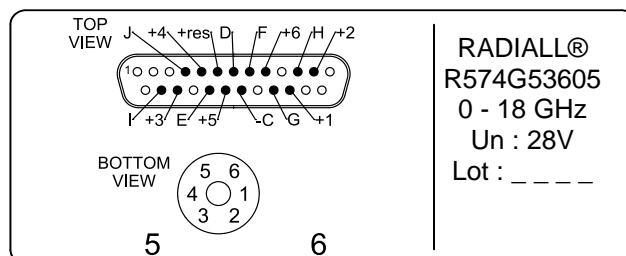


Voltage	RF Continuity	Ind.
-C +RESET	All ports open	- -
-C +1	IN ↔ 1	D.G
-C +2	IN ↔ 2	D.H
-C +3	IN ↔ 3	D.I
-C +4	IN ↔ 4	D.J
-C +5	IN ↔ 5	D.E
-C +6	IN ↔ 6	D.F



General tolerances : ±0,5 mm [0,02 in]

## **LABEL**



# SCHEMATIC DIAGRAM

