

PAGE **1/2**

ISSUE **25-11-22**

SERIE : **SPnT**

PART NUMBER : **R574G23625**

RF CHARACTERISTICS

Number of ways : **6**
 Frequency range : **0 - 18 GHz**
 Impedance : **50 Ohms**

| Frequency (GHz) | DC - 3 | 3 - 8 | 8 - 12.4 | 12.4 - 18 |
|--------------------|----------------|----------------|----------------|----------------|
| VSWR max | 1,20 | 1,30 | 1,40 | 1,50 |
| Insertion loss max | 0.20 dB | 0.30 dB | 0.40 dB | 0.50 dB |
| Isolation min | 80 dB | 70 dB | 60 dB | 60 dB |
| Average power (*) | 240 W | 150 W | 120 W | 100 W |

TERMINATION IMPEDANCE : **50 Ohms**
 TERM. AVG. POWER AT 25° C : **1 W per termination / 3 W total power**

ELECTRICAL CHARACTERISTICS

Actuator : **LATCHING**
 Nominal current ** : **125 mA / RESET : 750 mA ******
 Actuator voltage (Vcc) : **28V (24 to 30V)**
 Terminals : **25 pins D-SUB male connector**
 TTL inputs (E) - High level : **2.2 to 5.5 V / 800µA at 5.5 V**
 - Low level : **0 to 0.8 V / 20µA at 0.8 V**

MECHANICAL CHARACTERISTICS

Connectors : **SMA female per MIL-C 39012**
 Life : **3 million cycles per position**
 Switching Time*** : **< 15 ms**
 Construction : **Splashproof**
 Weight : **< 250 g**

ENVIRONMENTAL CHARACTERISTICS

Operating temperature range : **-40°C to +85°C**
 Storage temperature range : **-55°C to +85°C**

- (*) Average power at 25°C per RF Path)
 (**) At 25° C ±10%)
 (***) Nominal voltage ; 25° C)
 (****) Reset : supply voltage time 1sec. max. / duty cycle 10%)



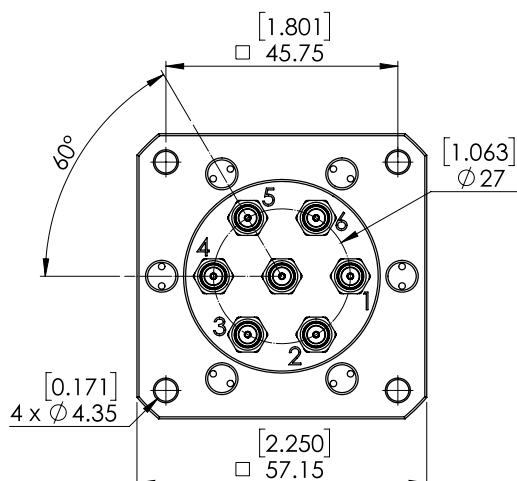
PAGE 2/2

ISSUE 25-11-22

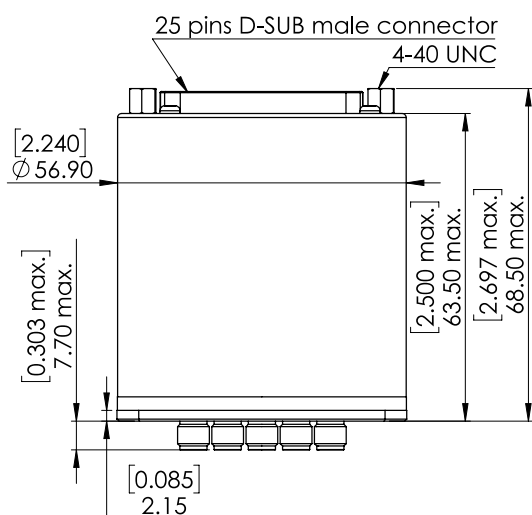
SERIE : SPnT

PART NUMBER : R574G23625

DRAWING

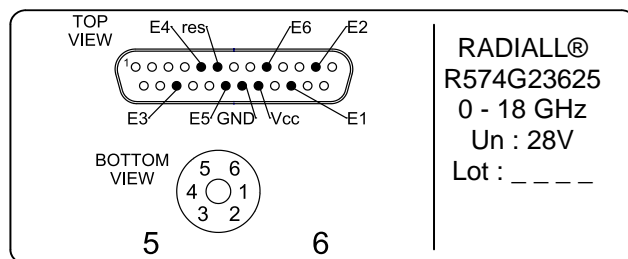


| TTL input | RF Continuity |
|-----------|----------------|
| RESET = 1 | All ports open |
| E1 = 1 | IN ↔ 1 |
| E2 = 1 | IN ↔ 2 |
| E3 = 1 | IN ↔ 3 |
| E4 = 1 | IN ↔ 4 |
| E5 = 1 | IN ↔ 5 |
| E6 = 1 | IN ↔ 6 |



General tolerances : ±0,5 mm [0,02 in]

LABEL



RADIALl®
R574G23625
0 - 18 GHz
Un : 28V
Lot : _ _ _ _

SCHEMATIC DIAGRAM

