

PAGE 1/2

ISSUE 25-11-22

SERIE : SPnT

PART NUMBER : R574G23425

## RF CHARACTERISTICS

Number of ways : 4  
Frequency range : 0 - 18 GHz  
Impedance : 50 Ohms

| Frequency (GHz)    | DC - 3  | 3 - 8   | 8 - 12.4 | 12.4 - 18 |
|--------------------|---------|---------|----------|-----------|
| VSWR max           | 1,20    | 1,30    | 1,40     | 1,50      |
| Insertion loss max | 0.20 dB | 0.30 dB | 0.40 dB  | 0.50 dB   |
| Isolation min      | 80 dB   | 70 dB   | 60 dB    | 60 dB     |
| Average power (*)  | 240 W   | 150 W   | 120 W    | 100 W     |

TERMINATION IMPEDANCE : 50 Ohms  
TERM. AVG. POWER AT 25° C : 1 W per termination / 3 W total power

## ELECTRICAL CHARACTERISTICS

Actuator : LATCHING  
Nominal current \*\* : 125 mA / RESET : 500 mA \*\*\*\*  
Actuator voltage (Vcc) : 28V (24 to 30V)  
Terminals : 25 pins D-SUB male connector  
TTL inputs (E) - High level : 2.2 to 5.5 V / 800µA at 5.5 V  
- Low level : 0 to 0.8 V / 20µA at 0.8 V

## MECHANICAL CHARACTERISTICS

Connectors : SMA female per MIL-C 39012  
Life : 3 million cycles per position  
Switching Time\*\*\* : < 15 ms  
Construction : Splashproof  
Weight : < 250 g

## ENVIRONMENTAL CHARACTERISTICS

Operating temperature range : -40°C to +85°C  
Storage temperature range : -55°C to +85°C

(\*) Average power at 25°C per RF Path)

(\*\* At 25° C ±10%)

(\*\*\*) Nominal voltage ; 25° C)

(\*\*\*\* Reset : supply voltage time 1sec. max. / duty cycle 10%)



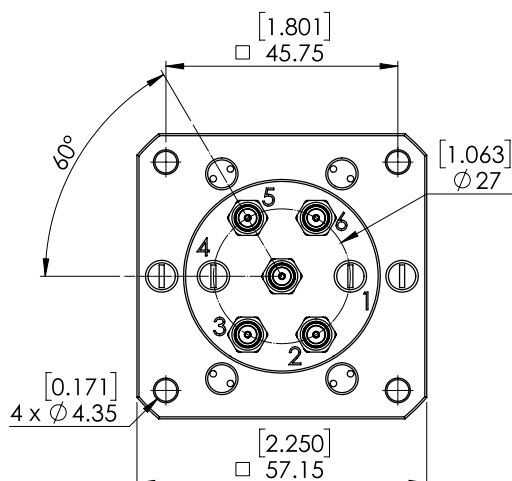
PAGE 2/2

ISSUE 25-11-22

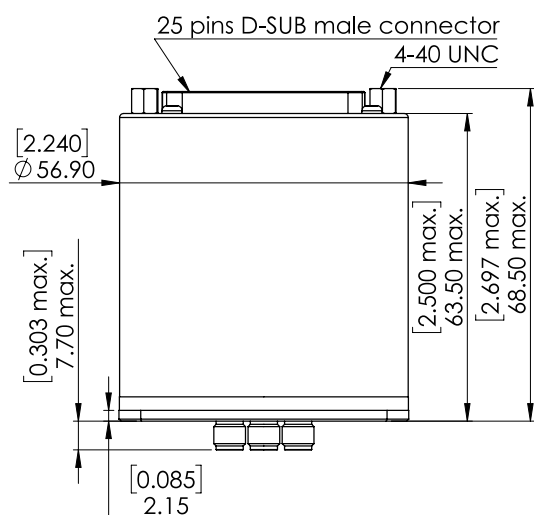
SERIE : SPnT

PART NUMBER : R574G23425

DRAWING

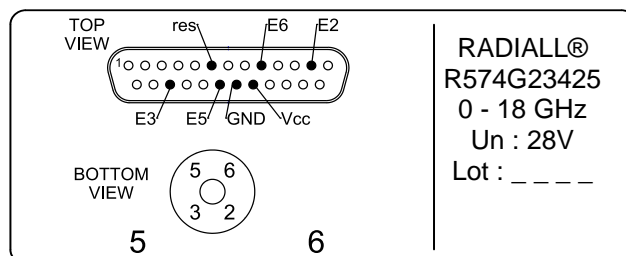


| TTL input | RF Continuity  |
|-----------|----------------|
| RESET = 1 | All ports open |
| E2 = 1    | IN ↔ 2         |
| E3 = 1    | IN ↔ 3         |
| E5 = 1    | IN ↔ 5         |
| E6 = 1    | IN ↔ 6         |



General tolerances : ±0,5 mm [0,02 in]

**LABEL**



SCHEMATIC DIAGRAM

