

PAGE **1/2**

ISSUE **25-11-22**

SERIE : **SPnT**

PART NUMBER : **R574G03440**

RF CHARACTERISTICS

Number of ways : **4**
Frequency range : **0 - 18 GHz**
Impedance : **50 Ohms**

Frequency (GHz)	DC - 3	3 - 8	8 - 12.4	12.4 - 18
VSWR max	1,20	1,30	1,40	1,50
Insertion loss max	0.20 dB	0.30 dB	0.40 dB	0.50 dB
Isolation min	80 dB	70 dB	60 dB	60 dB
Average power (*)	240 W	150 W	120 W	100 W

TERMINATION IMPEDANCE : **50 Ohms**
TERM. AVG. POWER AT 25° C : **1 W per termination / 3 W total power**

ELECTRICAL CHARACTERISTICS

Actuator : **NORMALLY OPEN**
Nominal current ** : **102 mA**
Actuator voltage (Vcc) : **28V (24 to 30V) / POSITIVE COMMON**
Terminals : **solder pins (250°C max. / 30 sec.)**

MECHANICAL CHARACTERISTICS

Connectors : **SMA female per MIL-C 39012**
Life : **3 million cycles per position**
Switching Time*** : **< 15 ms**
Construction : **Splashproof**
Weight : **< 250 g**

ENVIRONMENTAL CHARACTERISTICS

Operating temperature range : **-40°C to +85°C**
Storage temperature range : **-55°C to +85°C**

(* Average power at 25°C per RF Path)
(** At 25° C ±10%)
(*** Nominal voltage ; 25° C)



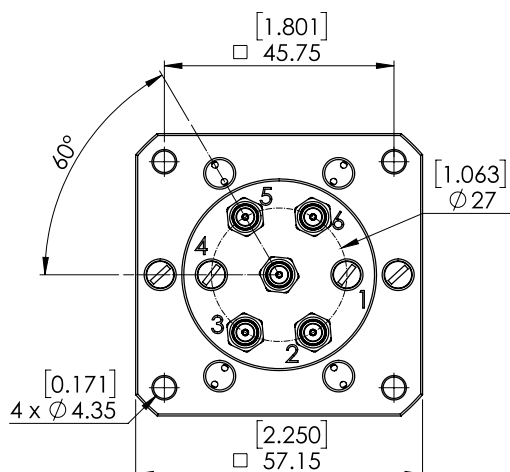
PAGE 2/2

ISSUE 25-11-22

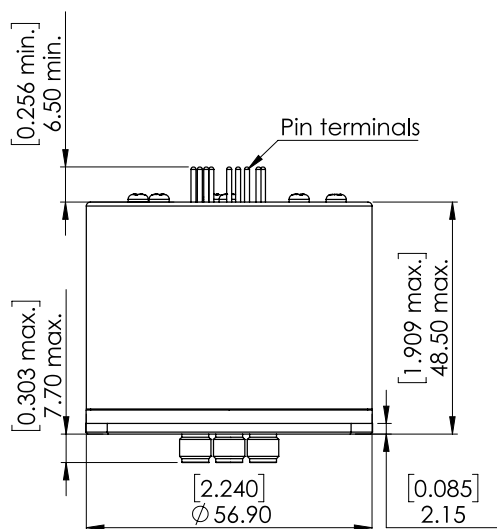
SERIE : SPnT

PART NUMBER : R574G03440

DRAWING

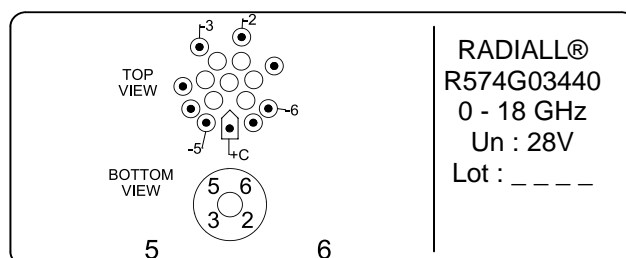


Voltage	RF Continuity
+C -2	IN ↔ 2
+C -3	IN ↔ 3
+C -5	IN ↔ 5
+C -6	IN ↔ 6



General tolerances : ±0,5 mm [0,02 in]

LABEL



SCHEMATIC DIAGRAM

