

PAGE 1/2

ISSUE 22-11-22

SERIE : SPnT

PART NUMBER : R574G03415

RF CHARACTERISTICS

Number of ways : 4
Frequency range : 0 - 18 GHz
Impedance : 50 Ohms

Frequency (GHz)	DC - 3	3 - 8	8 - 12.4	12.4 - 18
VSWR max	1,20	1,30	1,40	1,50
Insertion loss max	0.20 dB	0.30 dB	0.40 dB	0.50 dB
Isolation min	80 dB	70 dB	60 dB	60 dB
Average power (*)	240 W	150 W	120 W	100 W

TERMINATION IMPEDANCE : 50 Ohms
TERM. AVG. POWER AT 25° C : 1 W per termination / 3 W total power

ELECTRICAL CHARACTERISTICS

Actuator : NORMALLY OPEN
Nominal current ** : 102 mA
Actuator voltage (Vcc) : 28V (24 to 30V) / POSITIVE COMMON
Terminals : 25 pins D-SUB male connector

MECHANICAL CHARACTERISTICS

Connectors : SMA female per MIL-C 39012
Life : 3 million cycles per position
Switching Time*** : < 15 ms
Construction : Splashproof
Weight : < 250 g

ENVIRONMENTAL CHARACTERISTICS

Operating temperature range : -40°C to +85°C
Storage temperature range : -55°C to +85°C

(* Average power at 25°C per RF Path)
(** At 25° C ±10%)
(*** Nominal voltage ; 25° C)



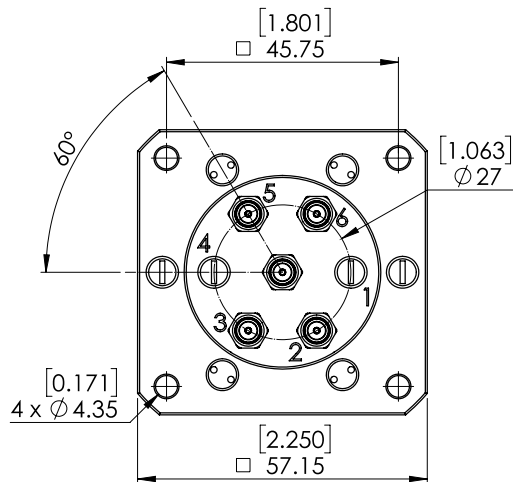
PAGE 2/2

ISSUE 22-11-22

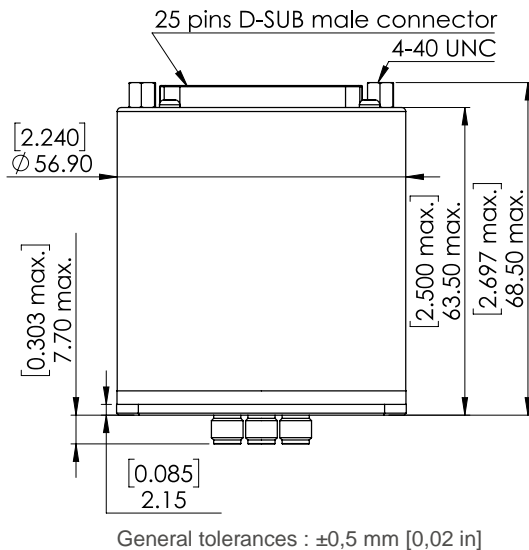
SERIE : SPnT

PART NUMBER : R574G03415

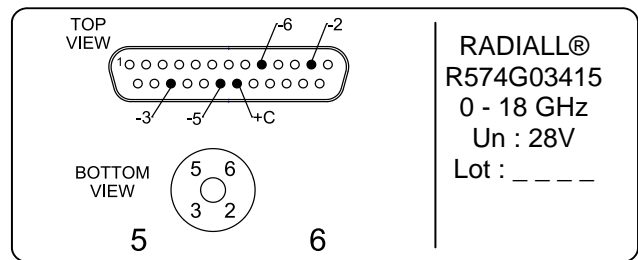
DRAWING



Voltage	RF Continuity
+C -2	IN ↔ 2
+C -3	IN ↔ 3
+C -5	IN ↔ 5
+C -6	IN ↔ 6



LABEL



SCHEMATIC DIAGRAM

