

PAGE 1/2

ISSUE 22-11-22

SERIE : SPnT

PART NUMBER : R574F22610

RF CHARACTERISTICS

Number of ways : 6
Frequency range : 0 - 26.5 GHz
Impedance : 50 Ohms

Frequency (GHz)	DC - 3	3 - 8	8 - 12.4	12.4 - 18	18-26.5
VSWR max	1,20	1,30	1,40	1,50	1,70
Insertion loss max	0.20 dB	0.30 dB	0.40 dB	0.50 dB	0.70 dB
Isolation min	80 dB	70 dB	60 dB	60 dB	50 dB
Average power (*)	240 W	150 W	120 W	100 W	40 W

TERMINATION IMPEDANCE : 50 Ohms
TERM. AVG. POWER AT 25° C : 1 W per termination / 3 W total power

ELECTRICAL CHARACTERISTICS

Actuator : LATCHING
Nominal current ** : 320 mA / RESET : 1920 mA ****
Actuator voltage (Vcc) : 12V (10.2 to 13V) / POSITIVE COMMON
Terminals : solder pins (250°C max. / 30 sec.)

MECHANICAL CHARACTERISTICS

Connectors : SMA female per MIL-C 39012
Life : 3 million cycles per position
Switching Time*** : < 15 ms
Construction : Splashproof
Weight : < 250 g

ENVIRONMENTAL CHARACTERISTICS

Operating temperature range : -40°C to +85°C
Storage temperature range : -55°C to +85°C

- (* Average power at 25°C per RF Path)
(** At 25° C ±10%)
(*** Nominal voltage ; 25° C)
(**** Reset : supply voltage time 1sec. max. / duty cycle 10%)



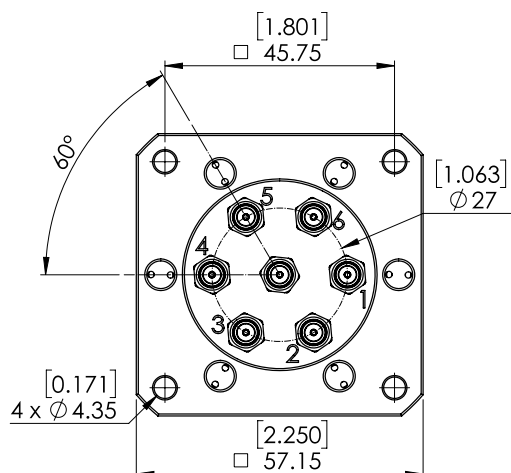
PAGE **2/2**

ISSUE **22-11-22**

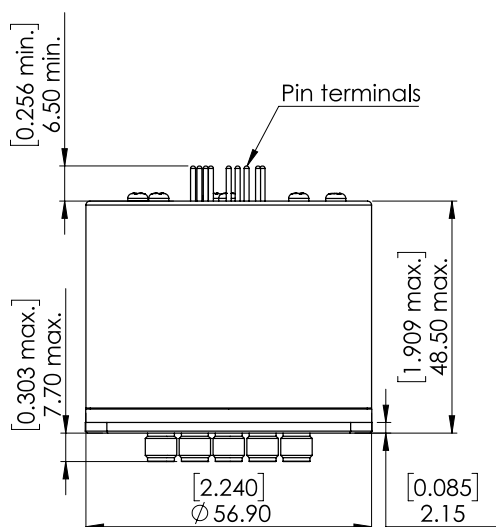
SERIE : **SPnT**

PART NUMBER : **R574F22610**

DRAWING

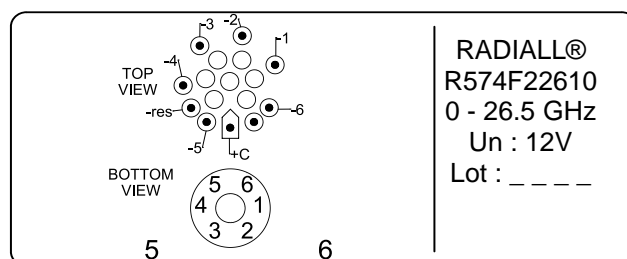


Voltage	RF Continuity
+C -RESET	All ports open
+C -1	IN ↔ 1
+C -2	IN ↔ 2
+C -3	IN ↔ 3
+C -4	IN ↔ 4
+C -5	IN ↔ 5
+C -6	IN ↔ 6



General tolerances : ±0,5 mm [0,02 in]

LABEL



SCHEMATIC DIAGRAM

