

PAGE 1/2

ISSUE 25-11-22

SERIE : SPnT

PART NUMBER : R574F22410

RF CHARACTERISTICS

Number of ways : 4
Frequency range : 0 - 26.5 GHz
Impedance : 50 Ohms

| Frequency (GHz) | DC - 3 | 3 - 8 | 8 - 12.4 | 12.4 - 18 | 18-26.5 |
|--------------------|---------|---------|----------|-----------|---------|
| VSWR max | 1,20 | 1,30 | 1,40 | 1,50 | 1,70 |
| Insertion loss max | 0.20 dB | 0.30 dB | 0.40 dB | 0.50 dB | 0.70 dB |
| Isolation min | 80 dB | 70 dB | 60 dB | 60 dB | 50 dB |
| Average power (*) | 240 W | 150 W | 120 W | 100 W | 40 W |

TERMINATION IMPEDANCE : 50 Ohms
TERM. AVG. POWER AT 25° C : 1 W per termination / 3 W total power

ELECTRICAL CHARACTERISTICS

Actuator : LATCHING
Nominal current ** : 320 mA / RESET : 1280 mA ****
Actuator voltage (Vcc) : 12V (10.2 to 13V) / POSITIVE COMMON
Terminals : solder pins (250°C max. / 30 sec.)

MECHANICAL CHARACTERISTICS

Connectors : SMA female per MIL-C 39012
Life : 3 million cycles per position
Switching Time*** : < 15 ms
Construction : Splashproof
Weight : < 250 g

ENVIRONMENTAL CHARACTERISTICS

Operating temperature range : -40°C to +85°C
Storage temperature range : -55°C to +85°C

- (*) Average power at 25°C per RF Path)
(**) At 25° C ±10%)
(***) Nominal voltage ; 25° C)
(**** Reset : supply voltage time 1sec. max. / duty cycle 10%)



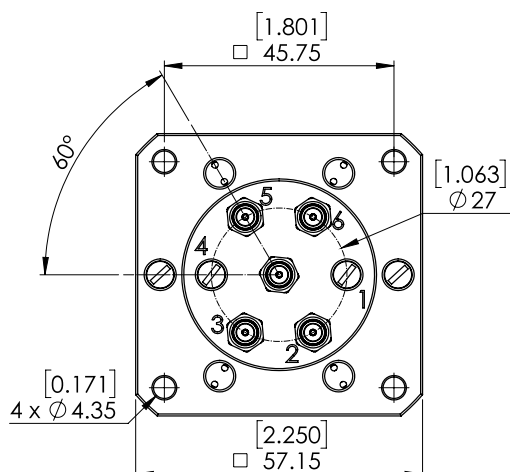
PAGE 2/2

ISSUE 25-11-22

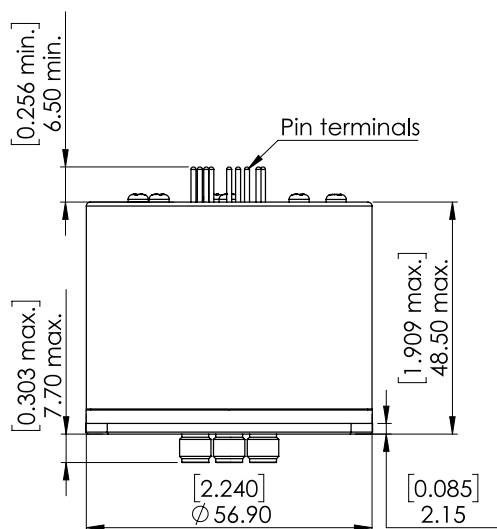
SERIE : SPnT

PART NUMBER : R574F22410

DRAWING

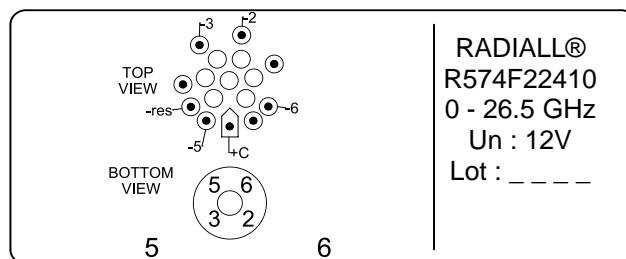


| Voltage | RF Continuity |
|-----------|----------------|
| +C -RESET | All ports open |
| +C -2 | IN ↔ 2 |
| +C -3 | IN ↔ 3 |
| +C -5 | IN ↔ 5 |
| +C -6 | IN ↔ 6 |



General tolerances : ±0,5 mm [0,02 in]

LABEL



SCHEMATIC DIAGRAM

