

PAGE **1/2**

ISSUE **25-11-22**

SERIE : **SPnT**

PART NUMBER : **R574F03515**

RF CHARACTERISTICS

Number of ways : **5**
Frequency range : **0 - 26.5 GHz**
Impedance : **50 Ohms**

| Frequency (GHz) | DC - 3 | 3 - 8 | 8 - 12.4 | 12.4 - 18 | 18-26.5 |
|--------------------|----------------|----------------|----------------|----------------|----------------|
| VSWR max | 1,20 | 1,30 | 1,40 | 1,50 | 1,70 |
| Insertion loss max | 0.20 dB | 0.30 dB | 0.40 dB | 0.50 dB | 0.70 dB |
| Isolation min | 80 dB | 70 dB | 60 dB | 60 dB | 50 dB |
| Average power (*) | 240 W | 150 W | 120 W | 100 W | 40 W |

TERMINATION IMPEDANCE : **50 Ohms**
TERM. AVG. POWER AT 25° C : **1 W per termination / 3 W total power**

ELECTRICAL CHARACTERISTICS

Actuator : **NORMALLY OPEN**
Nominal current ** : **102 mA**
Actuator voltage (Vcc) : **28V (24 to 30V) / POSITIVE COMMON**
Terminals : **25 pins D-SUB male connector**

MECHANICAL CHARACTERISTICS

Connectors : **SMA female per MIL-C 39012**
Life : **3 million cycles per position**
Switching Time*** : **< 15 ms**
Construction : **Splashproof**
Weight : **< 250 g**

ENVIRONMENTAL CHARACTERISTICS

Operating temperature range : **-40°C to +85°C**
Storage temperature range : **-55°C to +85°C**

(* Average power at 25°C per RF Path)
(** At 25° C ±10%)
(*** Nominal voltage ; 25° C)



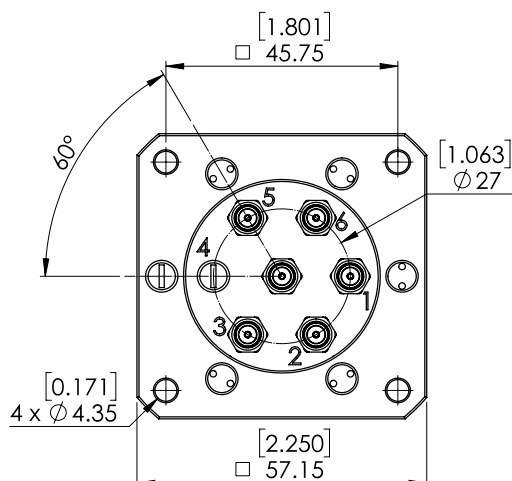
PAGE 2/2

ISSUE 25-11-22

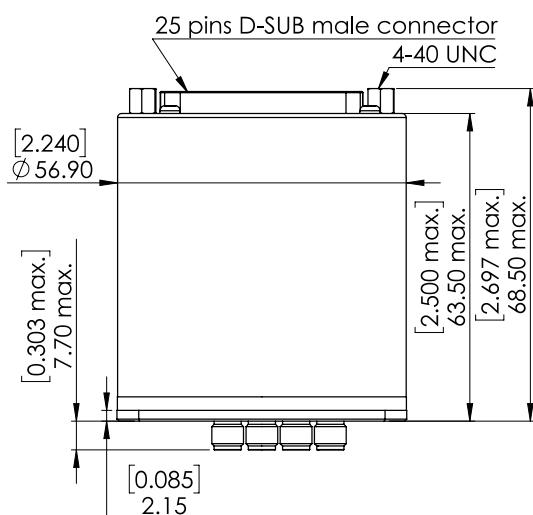
SERIE : SPnT

PART NUMBER : R574F03515

DRAWING

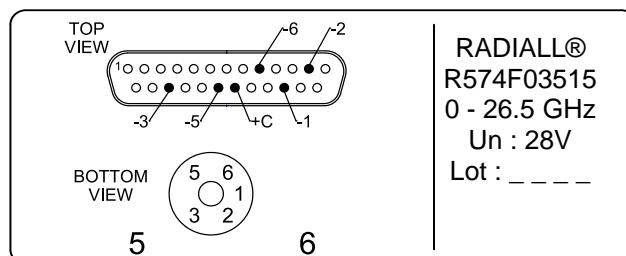


| Voltage | RF Continuity |
|---------|---------------|
| +C -1 | IN ↔ 1 |
| +C -2 | IN ↔ 2 |
| +C -3 | IN ↔ 3 |
| +C -5 | IN ↔ 5 |
| +C -6 | IN ↔ 6 |



General tolerances : ±0,5 mm [0,02 in]

LABEL



SCHEMATIC DIAGRAM

